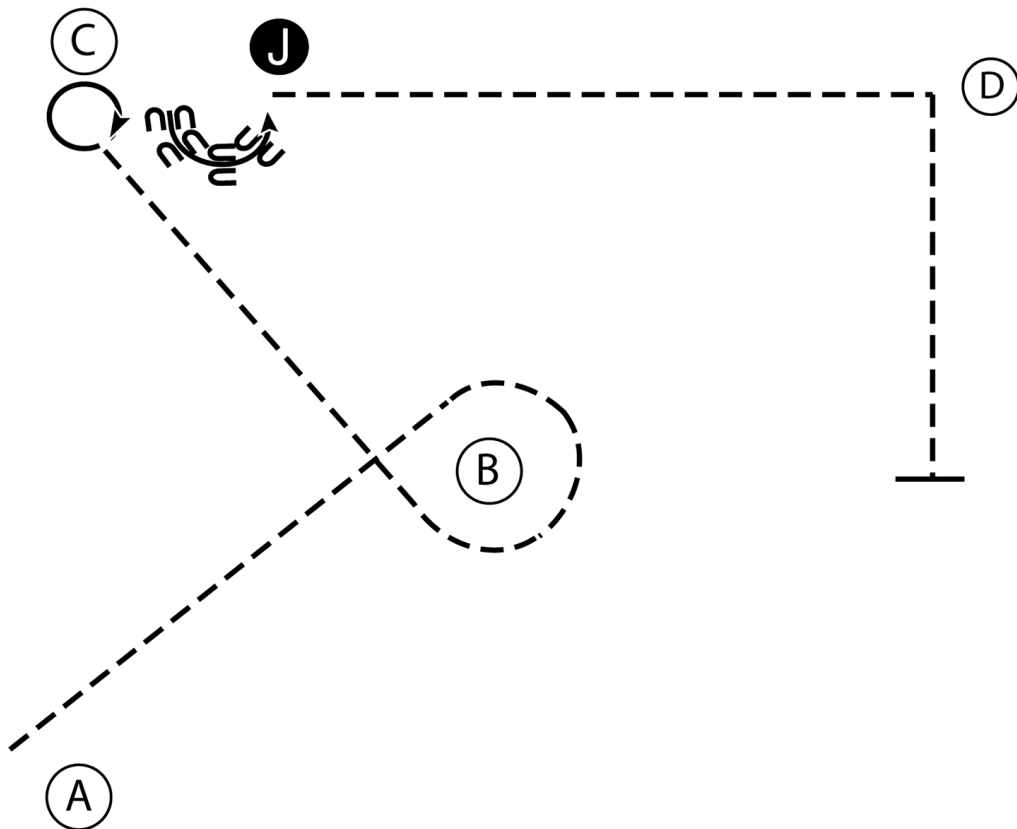


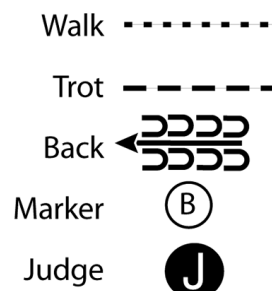
XII. Czech Spring Appaloosa Show 2015

Western Showmanship NONPRO (310 NP)

Show Date: 30. - 31. May 2015



1. Trot from A to B.
2. Trot around cone B.
3. Trot to C.
4. At C stop and perform a 360 degree turn.
5. Back a half circle to the judge and set up for inspection.
6. When dismissed perform a 270 degree turn.
7. Trot to D.
8. At D make a turn to the right.
9. Trot until even with B.
10. At B stop.



[S/3-3]

Pattern Provided by:
Johanna Vorraber

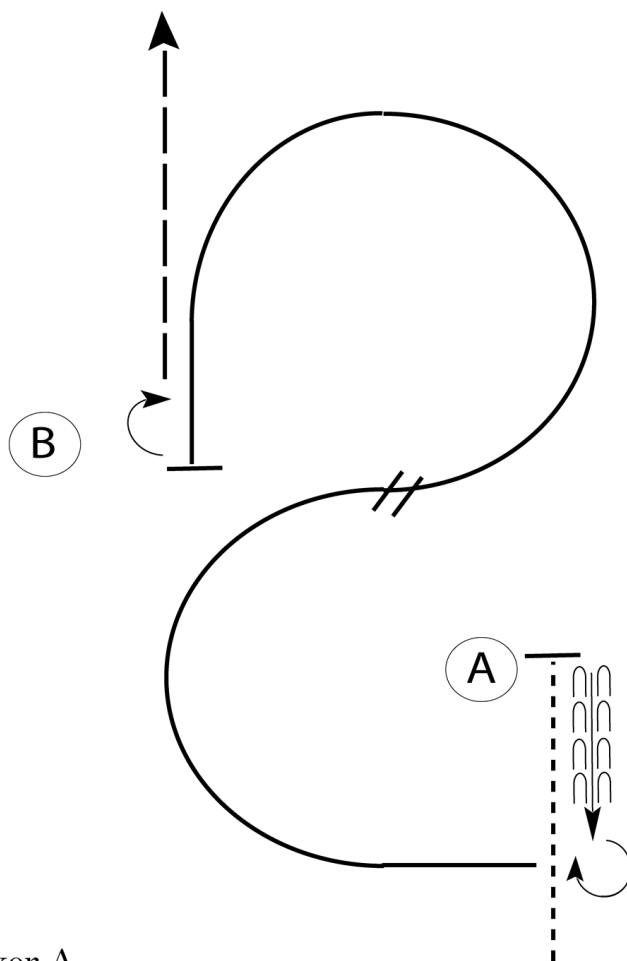
w w w . H o r s e S h o w P a t t e r n s . c o m

w w w . H o r s e S h o w P a t t e r n s . c o m

XII. Czech Spring Appaloosa Show 2015

Novice Western Horsemanship (329 NP)

Show Date: 30. - 31. May 2015



Be ready before marker A.

1. Walk to A.
2. Stop and back approximately one horse length.
3. Execute a 3/4 turn to the right and lope on the right lead.
4. Perform a simple lead change and lope on the left lead to B.
5. Stop at B and execute a 1/2 turn to the right.
6. Jog to exit.

Follow the instructions of your ring steward.

Walk	-----
Jog	- - - - -
Extended Jog	- - - - -
Lope	—————
Leg Yield	
Lead Change	↘
Back	← ⊂⊂⊂ ⊂⊂⊂
Marker	Ⓚ
Sidepass	←-----→

[WH/2-68]

Pattern Provided by:
Johanna Vorraber

www.HorseShowPatterns.com

www.HorseShowPatterns.com

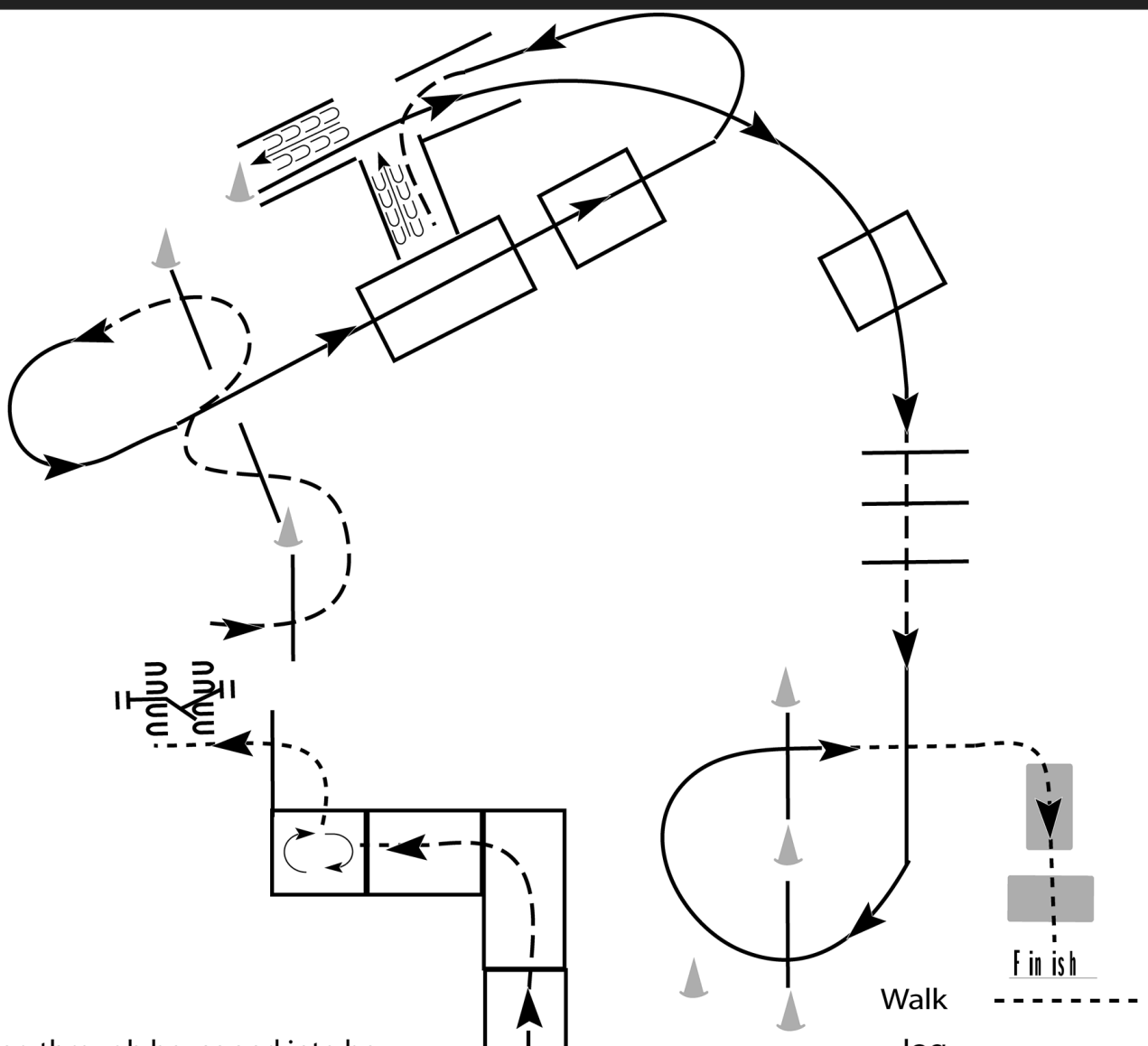
XII. Czech Spring Appaloosa Show 2015

Trail NONPRO (350 NP)

Show Date: 30. - 31. May 2015

w w w . H o r s e S h o w P a t t e r n s . c o m

w w w . H o r s e S h o w P a t t e r n s . c o m



1. Jog through boxes and into box
2. Turn 1 1/4 turn in the box to the right
3. Walk out of box and to gate; work gate
4. Jog over poles
5. Lope on the left lead over poles and jog into chute; back the L
6. Lope on the right lead out of chute and over poles
7. Jog over three poles
8. Lope on the right lead over poles
9. Walk over bridges to finish

Walk	-----
Jog	-----
Extended Jog	-----
Lope	-----
Leg Yield	
Lead Change	↘
Back	←←←←
Marker	(B)
Sidepass	←-----→

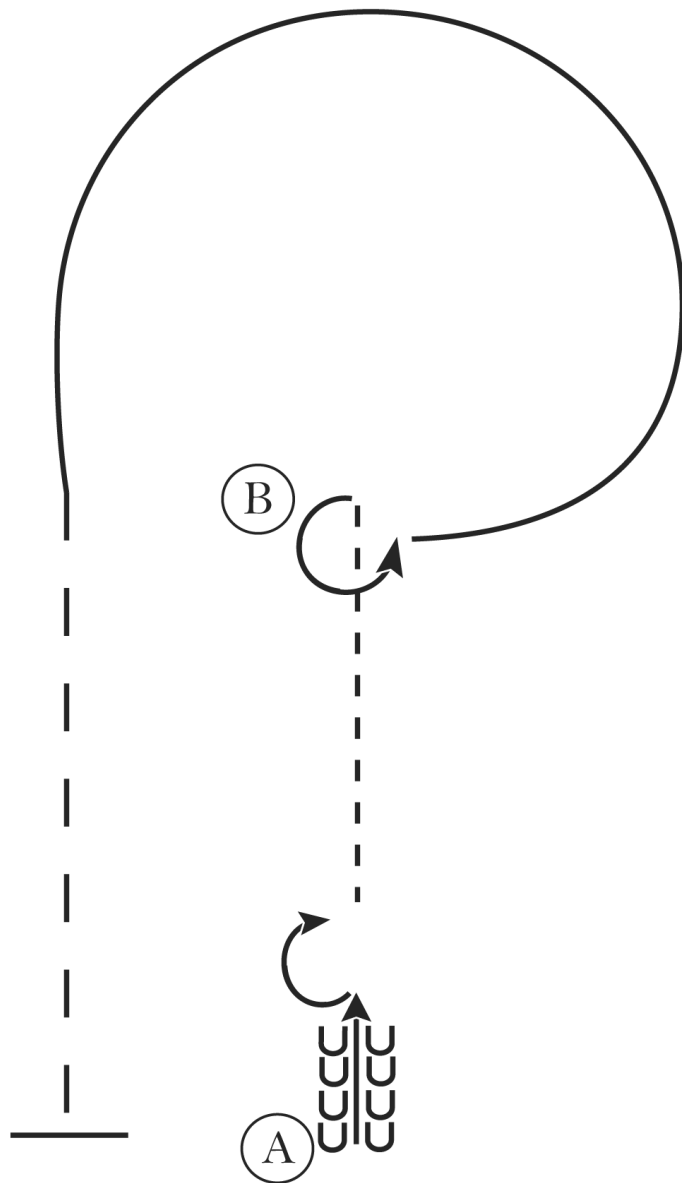
[T/2-18]

Pattern Provided by:
Johanna Vorraber

XII. Czech Spring Appaloosa Show 2015

Western Horsemanship (Youth 140)

Show Date: 30. - 31. May 2015



1. Back 4 steps at A.
2. Perform a 180 degree turn to the right.
3. Jog to B.
4. At B perform a 270 degree turn to the left .
5. Lope a circle around B on the left lead.
6. At B extend the jog to A.
7. At A stop.

Walk
Jog	-----
Extended Jog	-----
Lope	—————
Leg Yield	
Lead Change	↘ ↙
Back	←←← ←←←
Marker	Ⓚ
Sidepass	←---←

[WH/2-8]

Pattern Provided by:

Johanna Vorraber

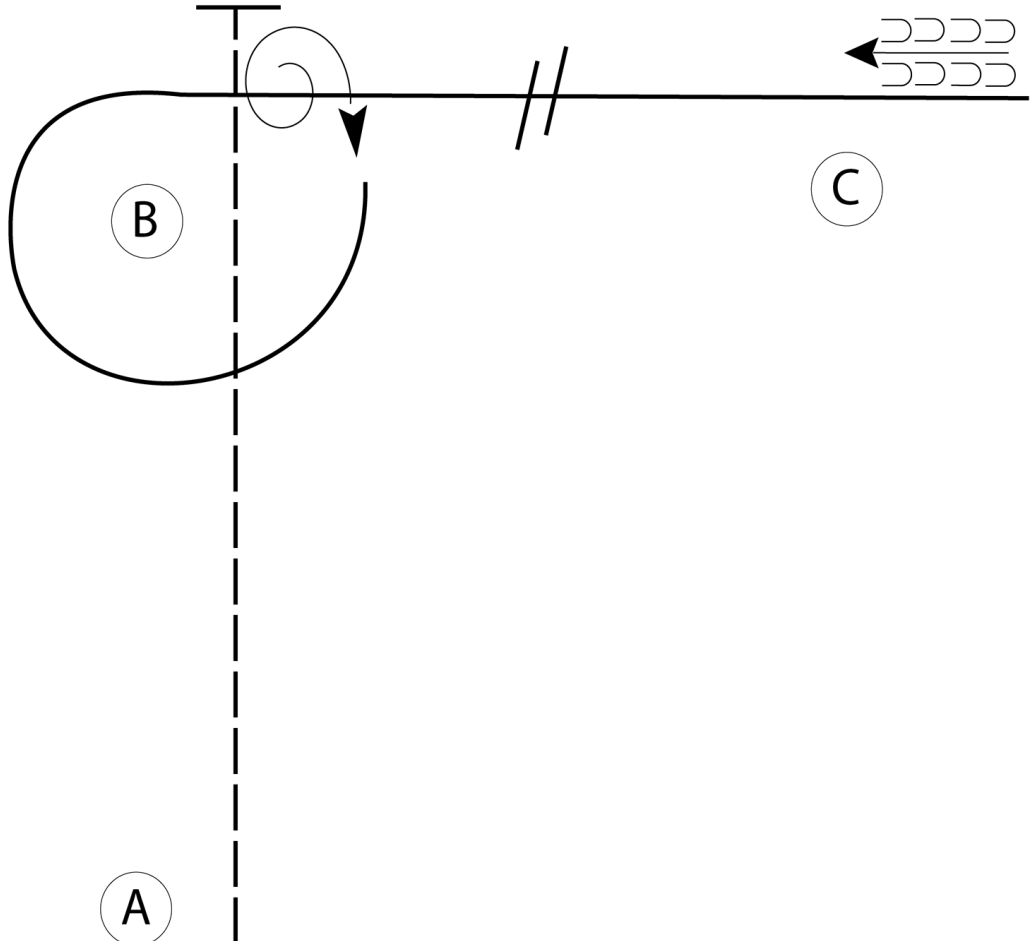
www.HorseShowPatterns.com

www.HorseShowPatterns.com

XII. Czech Spring Appaloosa Show 2015

Western Horsemanship NONPRO (320 NP)

Show Date: 30. - 31. May 2015



Be ready at A.

1. Perform an extended jog from A past B
2. Stop past B and perform a 540 degree turn to the right.
3. Lope on the right lead around B and continue towards C.
4. Half way between B and C perform a simple lead change.
5. Continue to lope past C and stop.
6. Back to C.

Follow the instructions of your ring steward.

Walk	-----
Jog	-----
Extended Jog	-----
Lope	—————
Leg Yield	
Lead Change	— / —
Back	← ← ← ← ← ←
Marker	⊙ B
Sidepass	← ———— →

[WH/3-6]

Pattern Provided by:
Johanna Vorraber

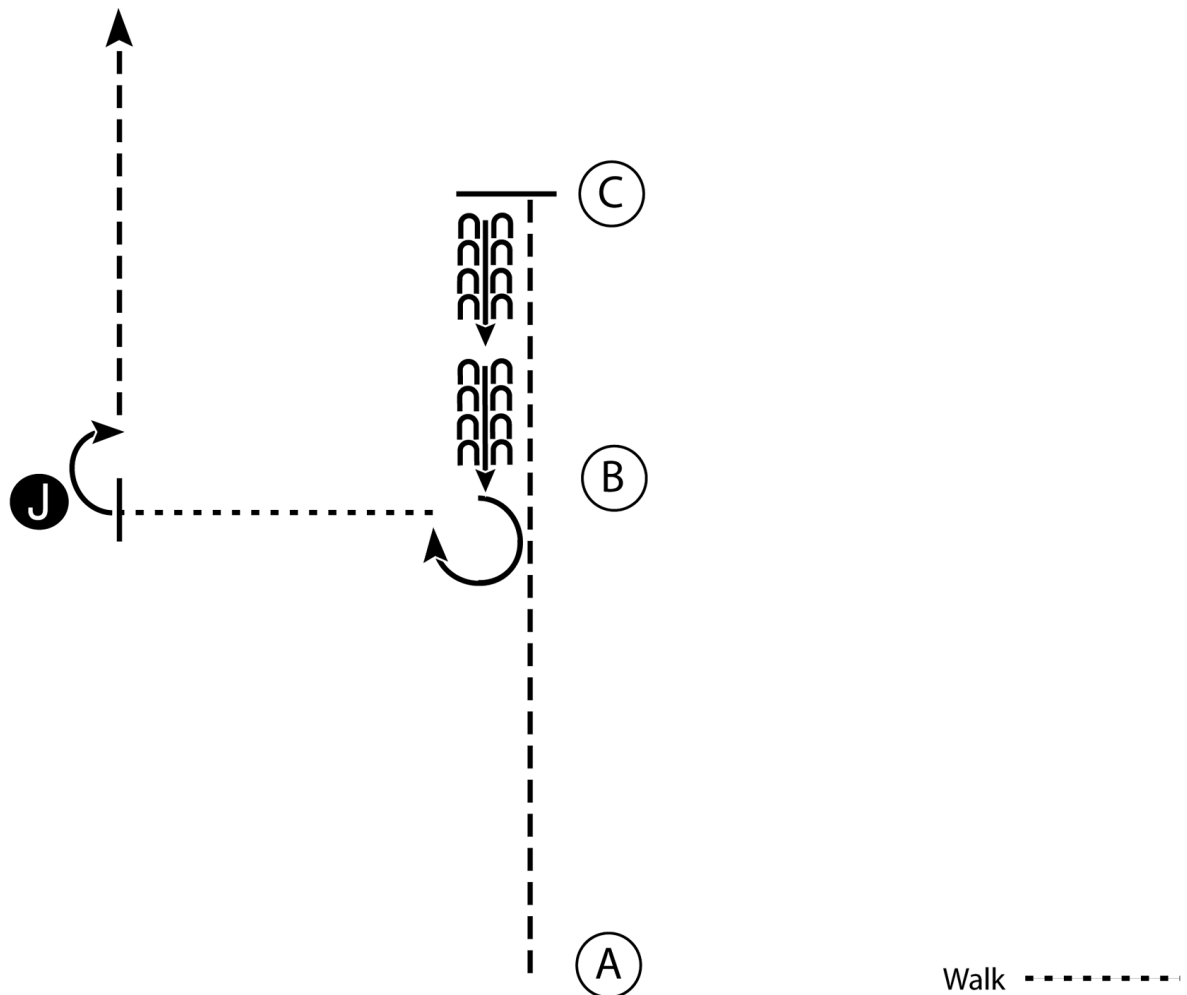
www.HorseShowPatterns.com

www.HorseShowPatterns.com

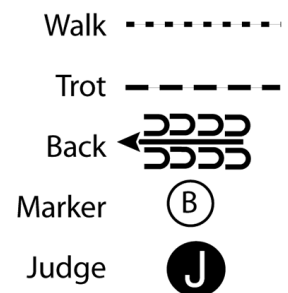
XII. Czech Spring Appaloosa Show 2015

Novice Western Showmanship (319 NP)

Show Date: 30. - 31. May 2015



1. Trot from A to C.
2. Stop and back to B.
3. Perform a 270 degree turn and walk to the Judge.
4. Stop and set up for inspection.
5. When dismissed perform a 90 degree turn and trot to line-up.



[S/2-14]

Pattern Provided by:
Johanna Vorraber

w w w . H o r s e S h o w P a t t e r n s . c o m

w w w . H o r s e S h o w P a t t e r n s . c o m

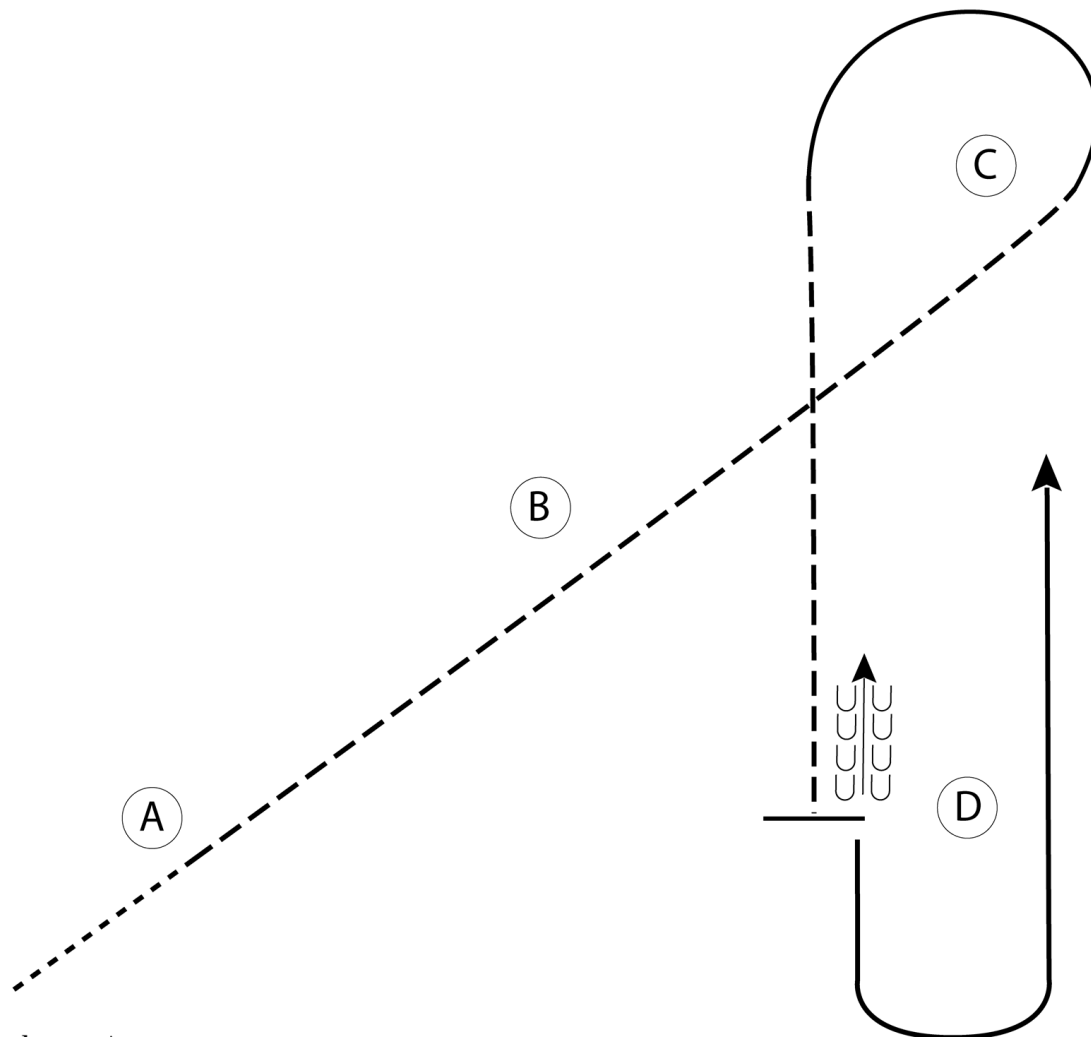
XII. Czech Spring Appaloosa Show 2015

Hunt Seat Equitation NONPRO (110 NP)

Show Date: 30. - 31. May 2015

w w w . H o r s e S h o w P a t t e r n s . c o m

w w w . H o r s e S h o w P a t t e r n s . c o m



Be ready at A.

1. Walk to A.
2. Sitting trot to B.
3. Posting trot on the right diagonal from B to C.
4. At C, counter canter a half circle on the right lead and circle back around to C.
5. At C, drop to a posting trot on the left diagonal to D.
6. Stop at D and back 3 steps
7. Canter left lead to exit.

Walk
Trot	-----
Extended Trot	-----
Canter	—————
Leg Yield	
Lead Change	—/—
Back	←←←
Marker	(B)
Sidepass	←←
Hand Gallop	-----

[HSE/3-1]

Pattern Provided by:
Johanna Vorraber

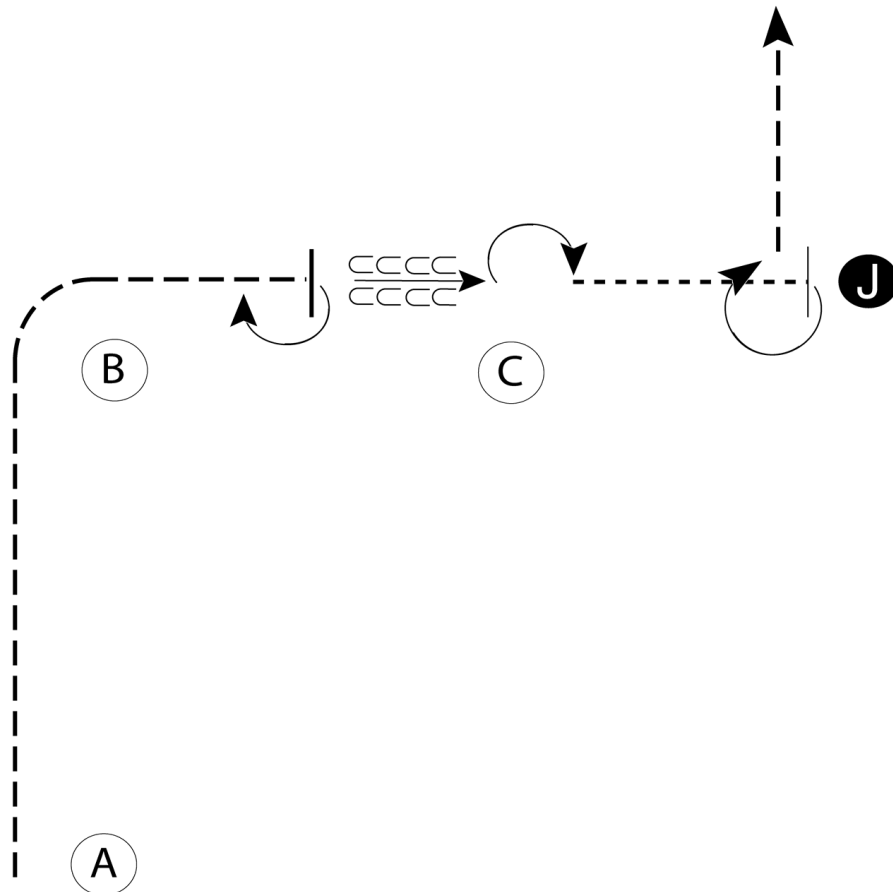
XII. Czech Spring Appaloosa Show 2015

Western Showmanship (Youth 110)

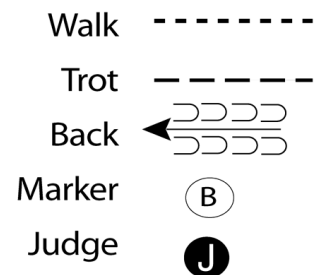
Show Date: 30. - 31. May 2015

w w w . H o r s e S h o w P a t t e r n s . c o m

w w w . H o r s e S h o w P a t t e r n s . c o m



1. Jog from A around B
2. Half way to C stop and perform a 180 degree turn
3. Back to C
4. Perform a 180 degree turn, walk to Judge and set up for inspection
5. When dismissed perform a 270 degree turn and trot to lineup



[S/2-26]

Pattern Provided by:
Johanna Vorraber

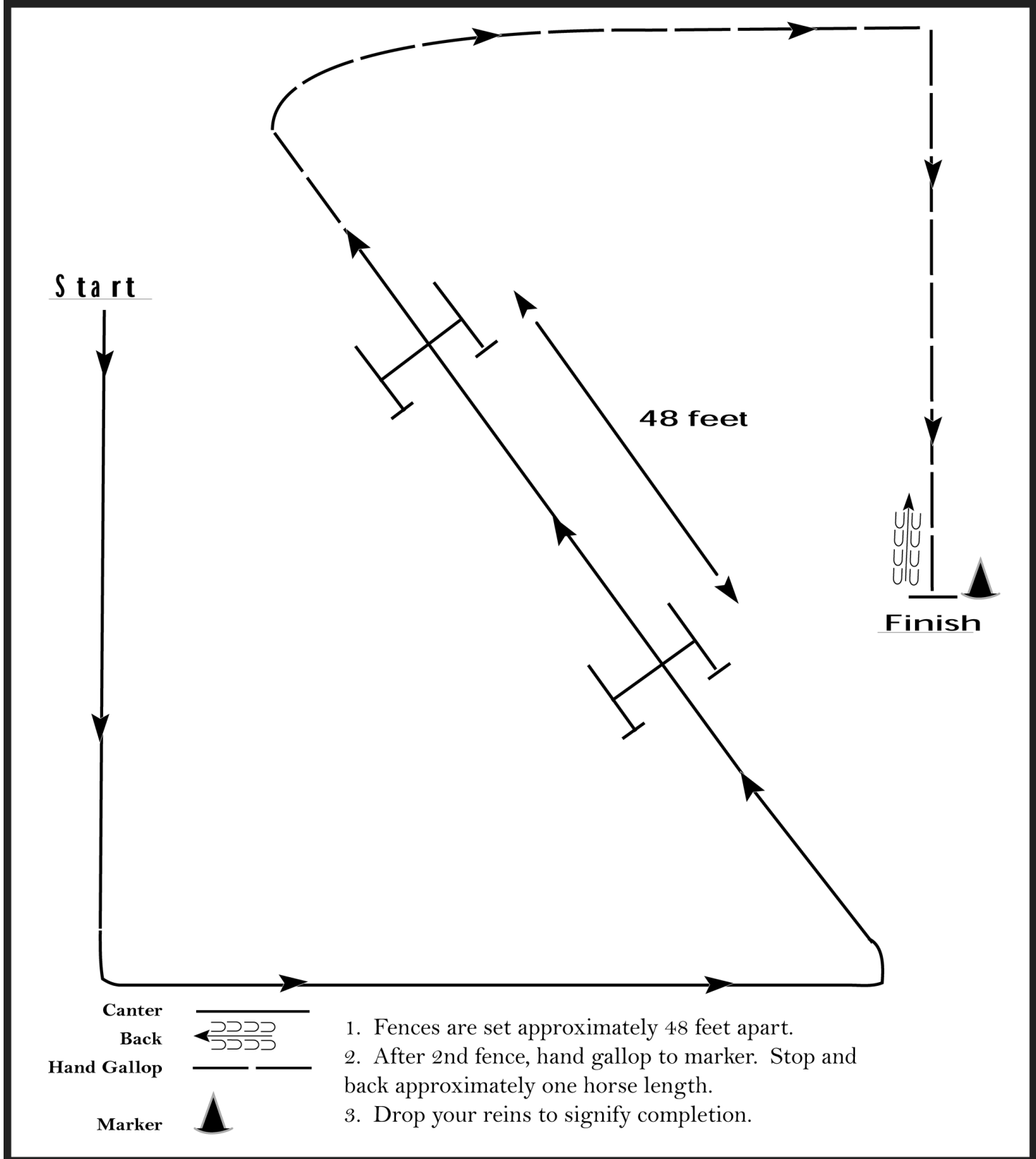
XII. Czech Spring Appaloosa Show 2015

Hunter Hack NONPRO (150 NP)

Show Date: 30. - 31. May 2015

www.HorseShowPatterns.com

www.HorseShowPatterns.com



- Canter
- Back
- Hand Gallop
- Marker

1. Fences are set approximately 48 feet apart.
2. After 2nd fence, hand gallop to marker. Stop and back approximately one horse length.
3. Drop your reins to signify completion.

[HH/48-12]

Pattern Provided by:
Johanna Vorraber

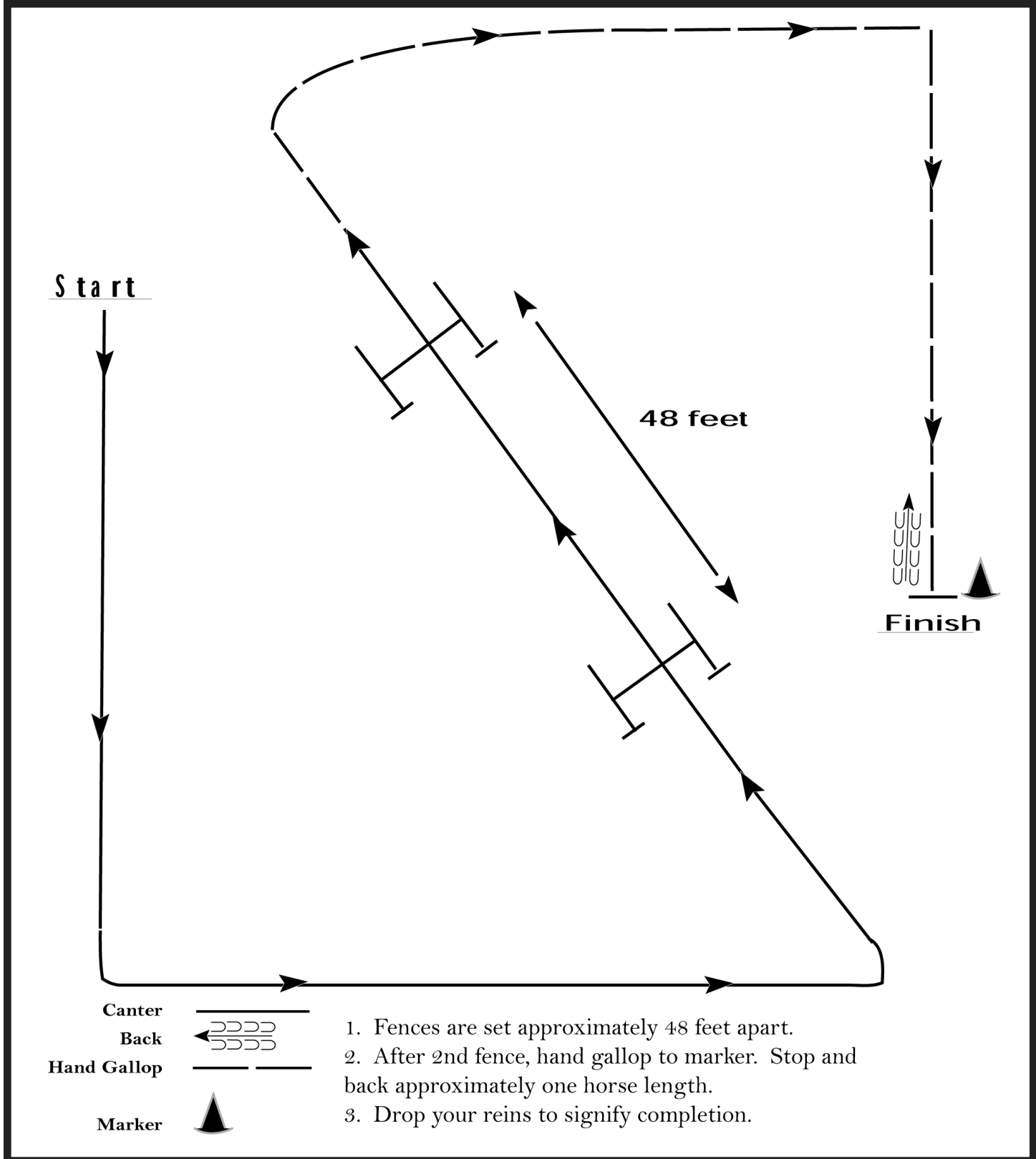
XII. Czech Spring Appaloosa Show 2015

Hunter Hack ((400 O))

Show Date: 30. - 31. May 2015

www.HorseShowPatterns.com


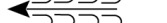


www.HorseShowPatterns.com



Start

48 feet

Finish

- Canter 
- Back 
- Hand Gallop 
- Marker 

1. Fences are set approximately 48 feet apart.
2. After 2nd fence, hand gallop to marker. Stop and back approximately one horse length.
3. Drop your reins to signify completion.

[HH/48-12]

Pattern Provided by:
Johanna Vorraber

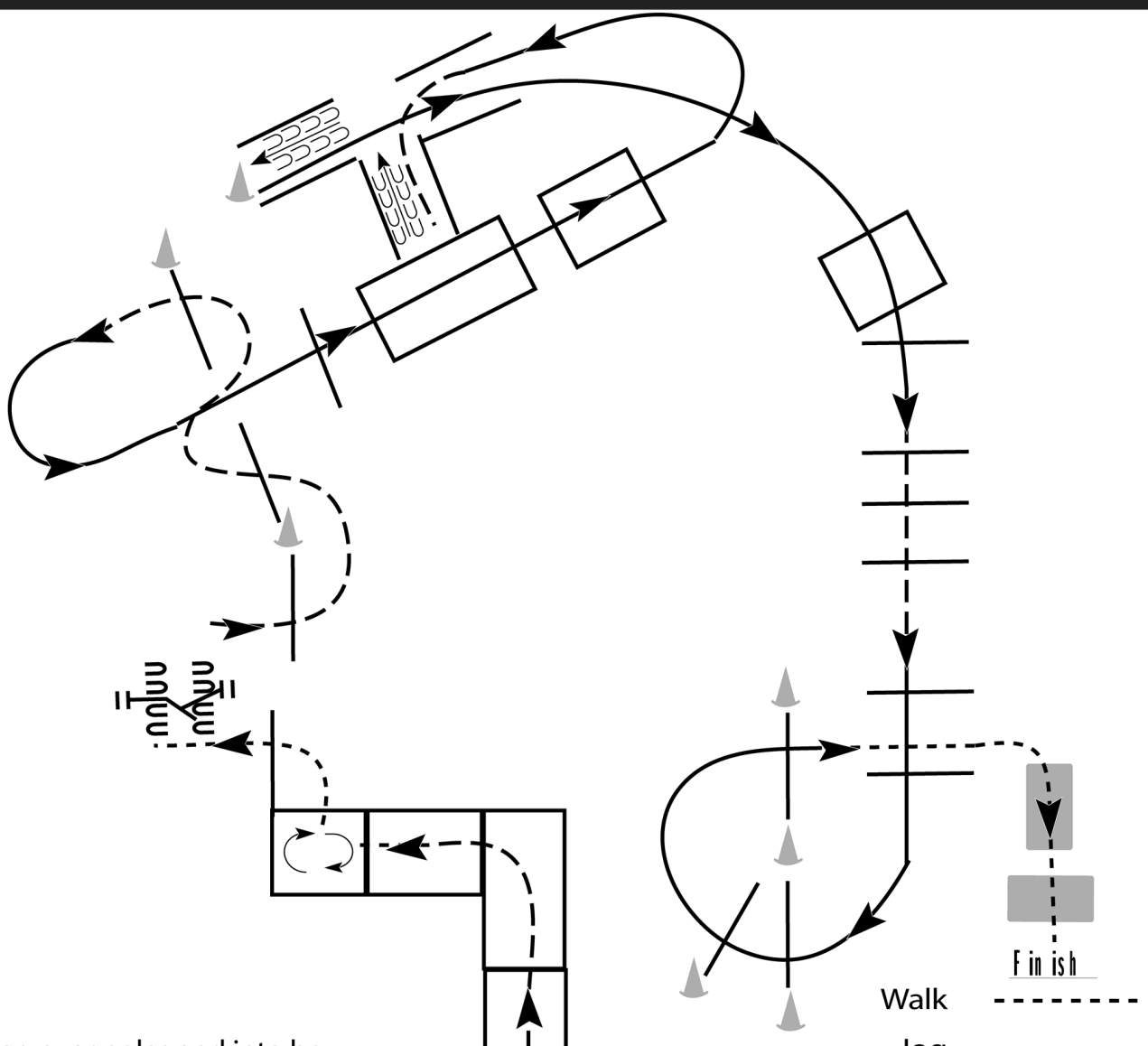
XII. Czech Spring Appaloosa Show 2015

Trail Open (380 O)

Show Date: 30. - 31. May 2015

w w w . H o r s e S h o w P a t t e r n s . c o m

w w w . H o r s e S h o w P a t t e r n s . c o m



1. Jog over poles and into box
2. Turn 1 1/4 turn in the box to the right
3. Walk out of box and to gate; work gate
4. Jog over poles
5. Lope on the left lead over poles and jog into chute; back the L
6. Lope on the right lead out of chute and over poles
7. Jog over three poles
8. Lope on the right lead over poles
9. Walk over bridges to finish

Walk	-----
Jog	- - - - -
Extended Jog	-----
Lope	—————
Leg Yield	
Lead Change	↘
Back	←←←←←
Marker	(B)
Sidepass	←-----→

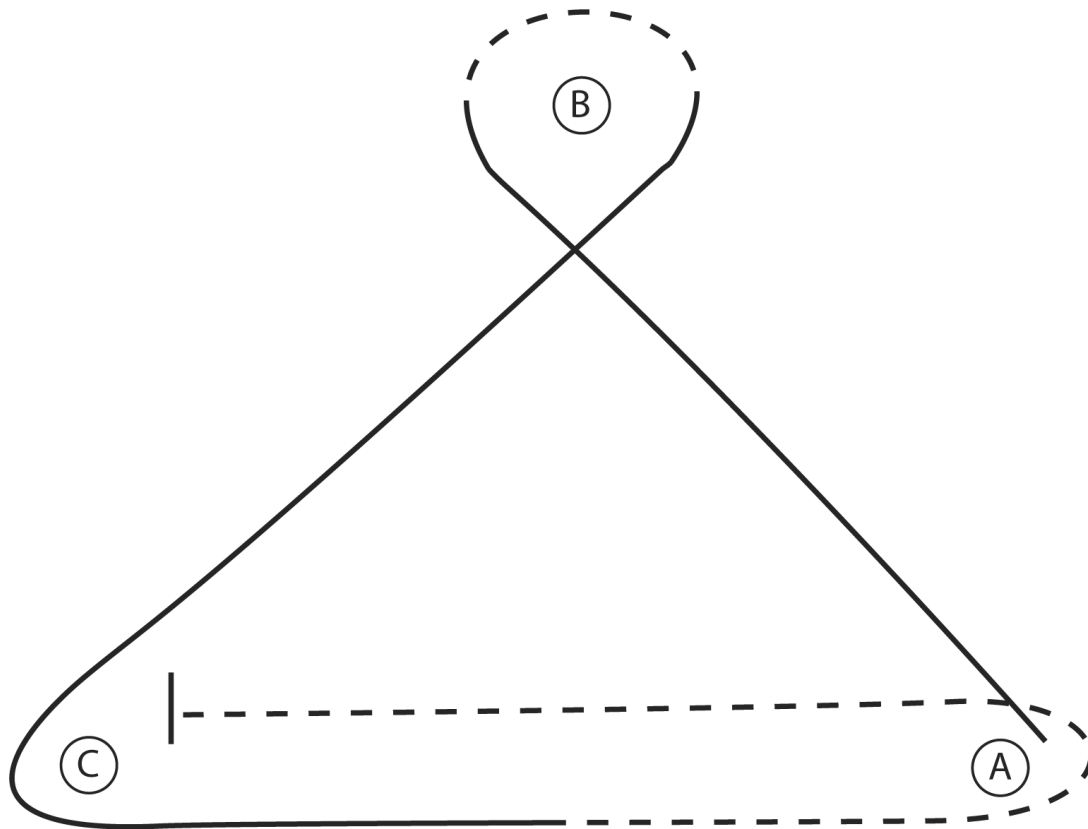
[T/3-18]

Pattern Provided by:
Johanna Vorraber

XII. Czech Spring Appaloosa Show 2015

Hunt Seat Equitation Youth (170)

Show Date: 30. - 31. May 2015



1. Canter on the right lead A to B
2. At B posting trot around B
3. At B canter on the left lead to and around C and continue towards A
4. Halfway to A posting trot on the right diagonal to and around A and continue towards C
5. Halfway to C sit the trot
6. Stop at C

Walk
Trot	-----
Extended Trot	-----
Canter	—————
Leg Yield	
Lead Change	↘
Back	←←←←←
Marker	⊙ (B)
Sidepass	←-----←

[HSE/2-4]

Pattern Provided by:
Johanna Vorraber

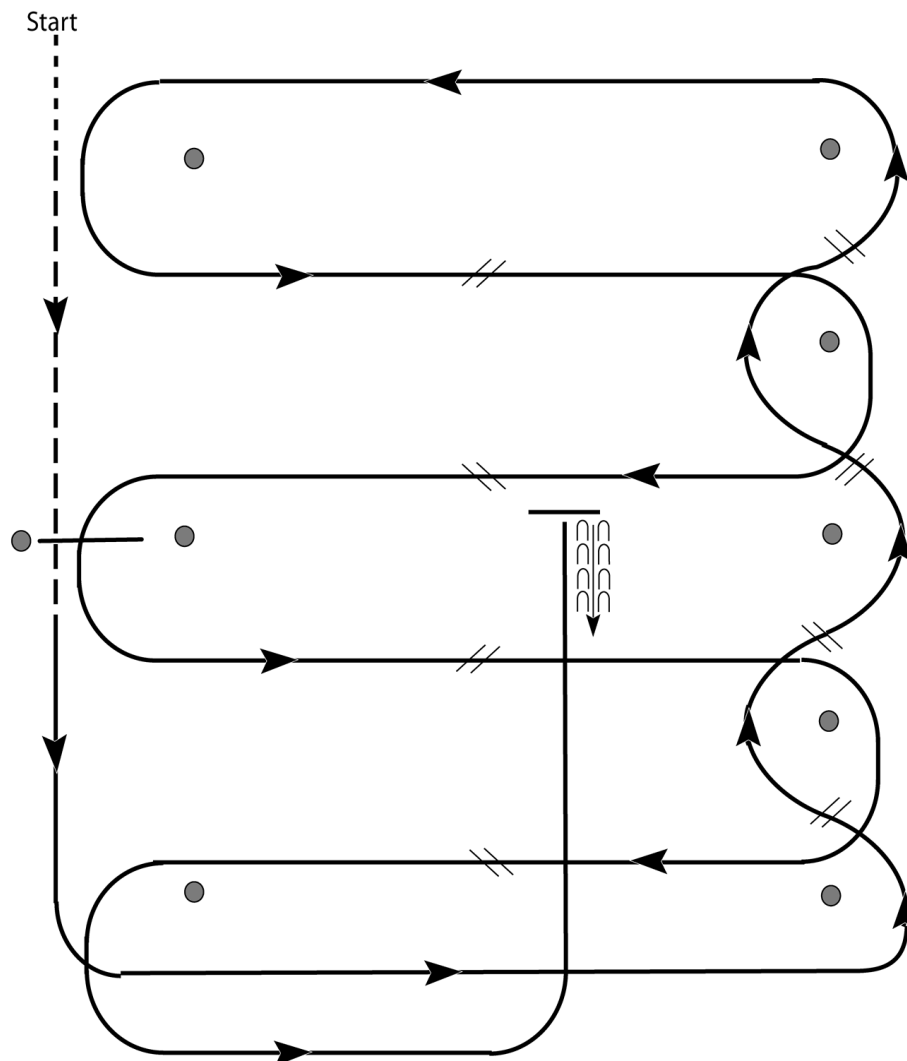
w w w . H o r s e S h o w P a t t e r n s . c o m

w w w . H o r s e S h o w P a t t e r n s . c o m

XII. Czech Spring Appaloosa Show 2015

Western Riding Youth (270)

Show Date: 30. - 31. May 2015



1. Walk and jog over log.
2. Transition to lope and lope around end.
3. First line change.
4. Second line change.
5. Third line change.
6. Fourth line change and lope around the end of the arena.
7. First crossing change.
8. Second crossing change.
9. Lope over log.
10. Third crossing change.
11. Fourth crossing change.
12. Lope up the center, stop and back.

[WR/OP-1]

Pattern Provided by:
Johanna Vorraber

w w w . H o r s e S h o w P a t t e r n s . c o m

w w w . H o r s e S h o w P a t t e r n s . c o m

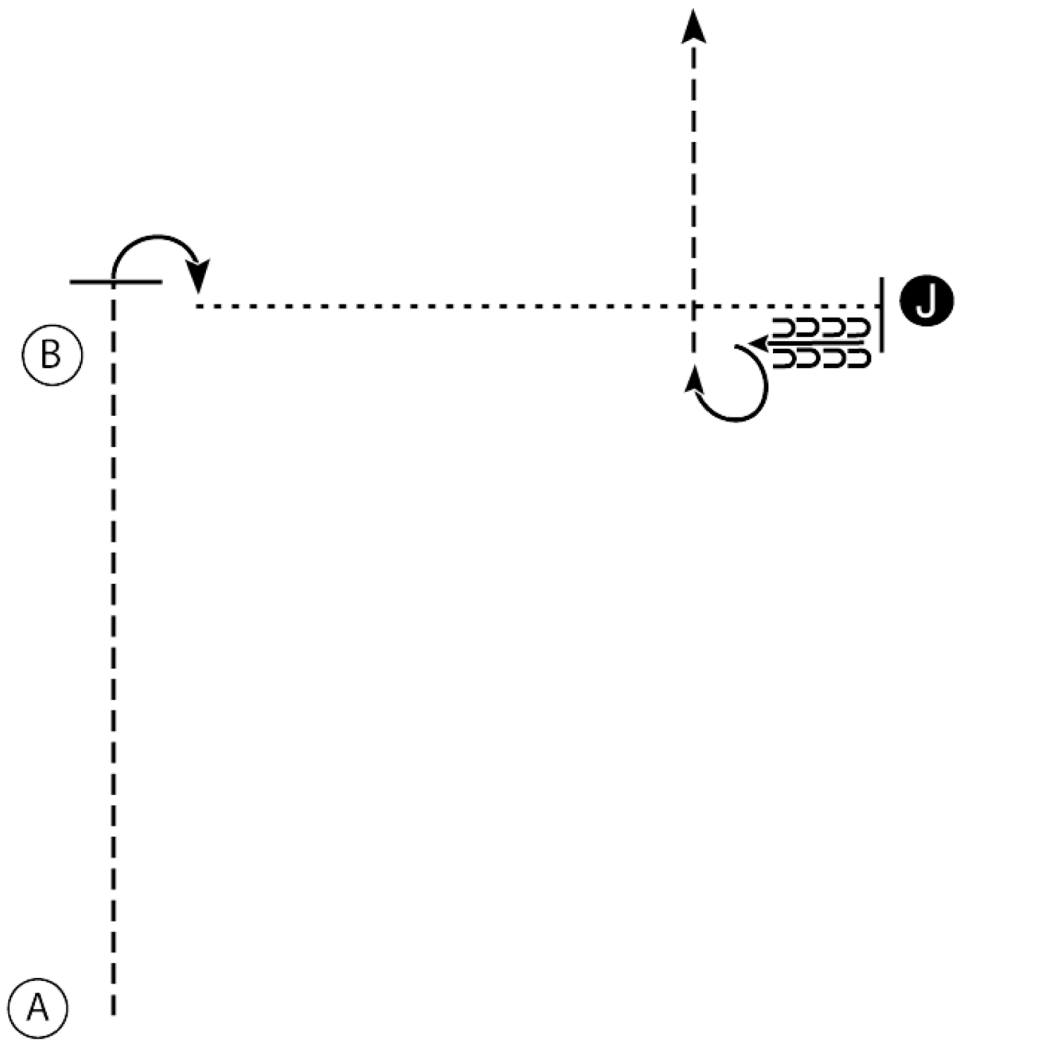
XII. Czech Spring Appaloosa Show 2015

Western Showmanship W/T (Youth 10 & under)

Show Date: 30. - 31. May 2015

w w w . H o r s e S h o w P a t t e r n s . c o m

w w w . H o r s e S h o w P a t t e r n s . c o m



1. Begin at A. Trot from A past B
2. Stop and perform a 90 degree turn
3. Walk to the Judge, stop and set up for inspection
4. When dismissed back one horse length and perform a 270 degree turn
5. Trot to the line-up

Walk
Trot - - - - -
Back ←
Marker (B)
Judge (J)

[S/WT-3]

Pattern Provided by:
Johanna Vorraber

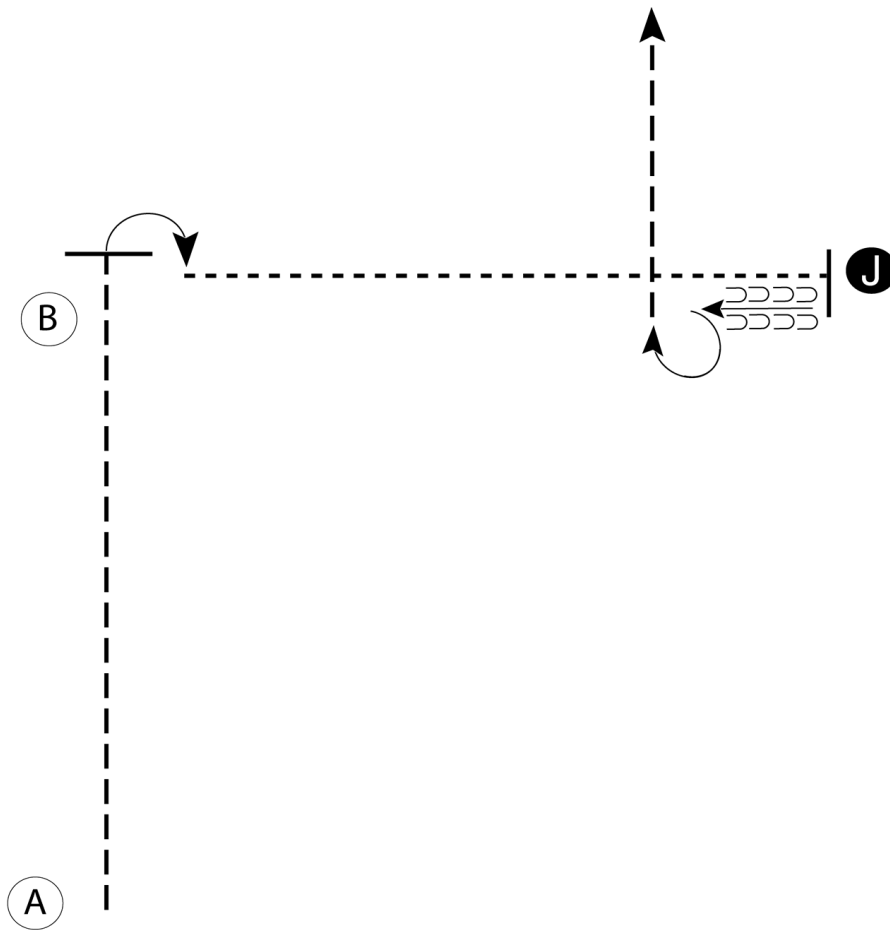
XII. Czech Spring Appaloosa Show 2015

Novice Western Showmanship (18 & under 600)

Show Date: 30. - 31. May 2015

w w w . H o r s e S h o w P a t t e r n s . c o m

w w w . H o r s e S h o w P a t t e r n s . c o m



1. Begin at A. Trot from A past B
2. Stop and perform a 90 degree turn
3. Walk to the Judge, stop and set up for inspection
4. When dismissed back one horse length and perform a 270 degree turn
5. Trot to the line-up

- Walk -----
- Trot - . - . - .
- Back ← — — — — —
- Marker (B)
- Judge (J)

[S/1-14]

Pattern Provided by:
Johanna Vorraber

XII. Czech Spring Appaloosa Show 2015

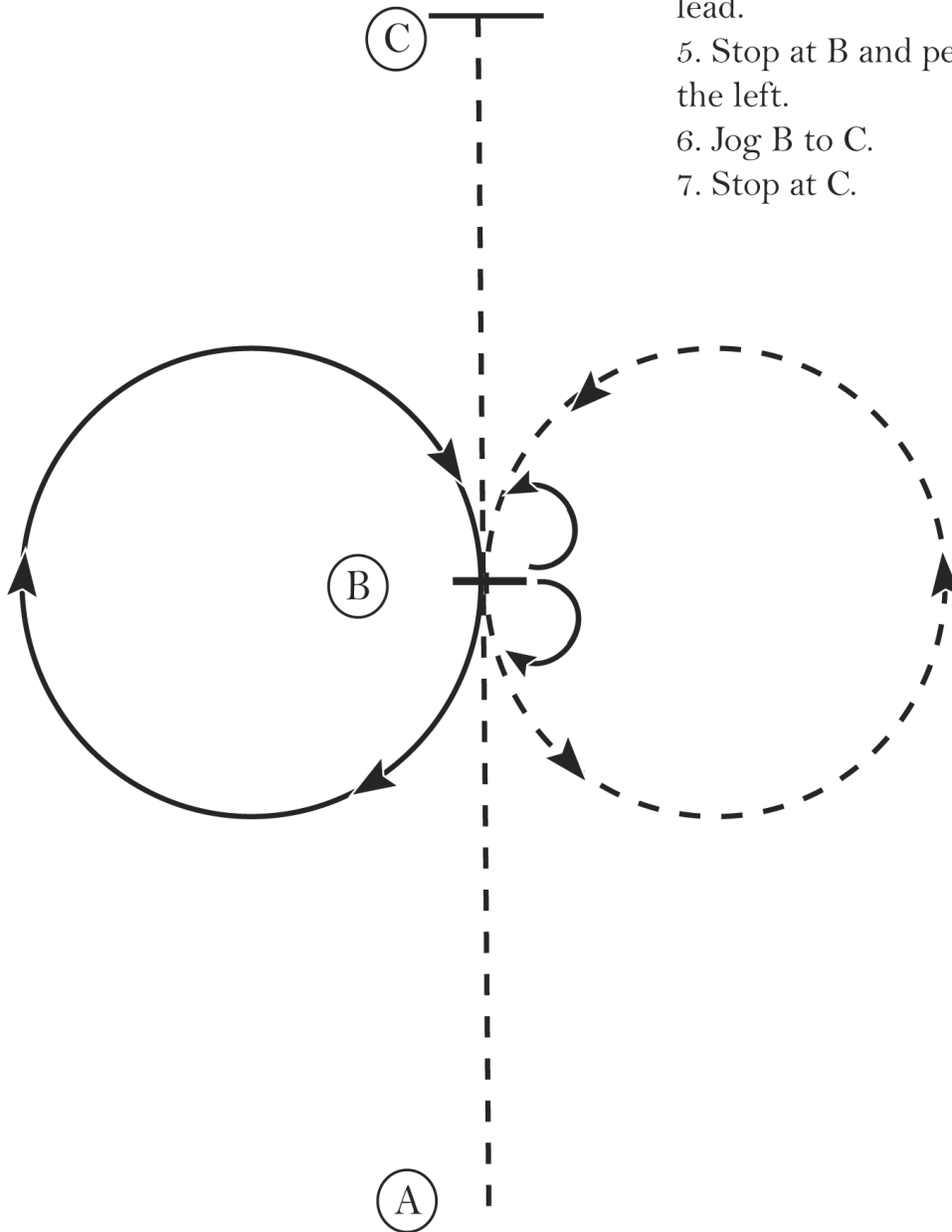
Novice Western Horsemanship (Youth 18 & under 610)

Show Date: 30. - 31. May 2015

w w w . H o r s e S h o w P a t t e r n s . c o m

w w w . H o r s e S h o w P a t t e r n s . c o m

1. Jog A to B.
2. Stop at B and perform a 180 degree turn to the right on the hindquarters.
3. Jog a circle to the left.
4. At B lope a circle to the right on the right lead.
5. Stop at B and perform a 180 degree turn to the left.
6. Jog B to C.
7. Stop at C.



Walk
Jog	-----
Extended Jog	-----
Lope	—————
Leg Yield	
Lead Change	↘
Back	←←←←← →→→→→
Marker	(B)
Sidepass	←-----→

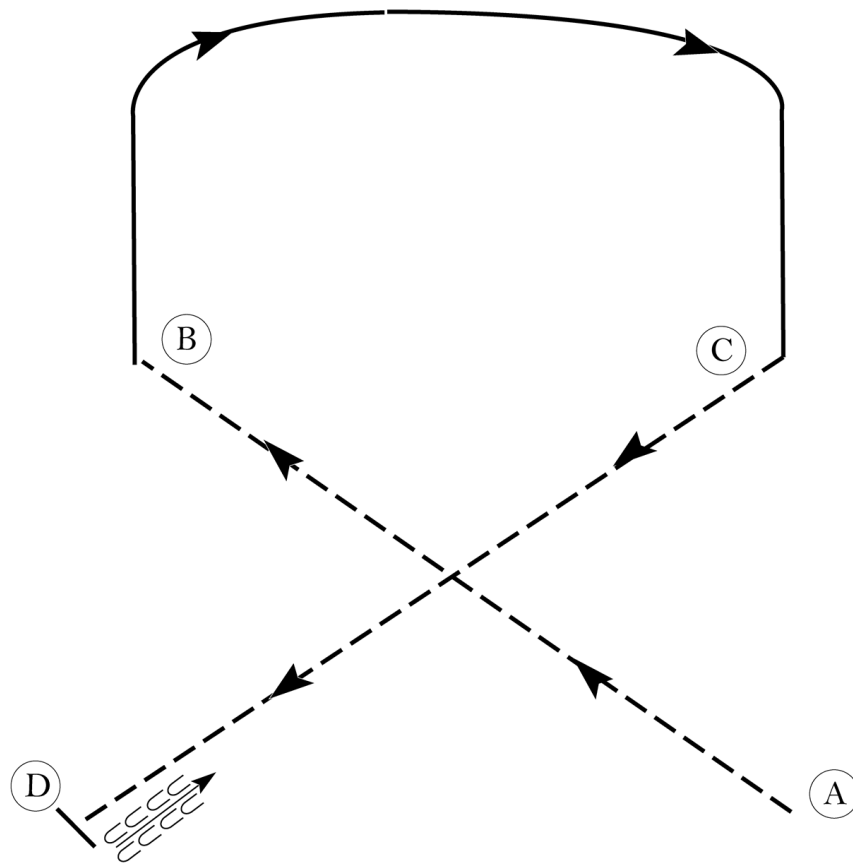
[WH/1-10]

Pattern Provided by:
Johanna Vorraber

XII. Czech Spring Appaloosa Show 2015

Novice Hunt Seat Equitation (18 & under 620)

Show Date: 30. - 31. May 2015



Be ready at A.

1. Posting trot on the left diagonal to B.
2. Canter right lead to C.
3. Posting trot on the right diagonal 1/2 way to D.
4. Sitting trot to D.
5. Halt at D and back approximately one horse length.

Exit at a sitting trot.

Walk	-----
Trot	- - - - -
Extended Trot	— — — — —
Canter	—————
Leg Yield	
Lead Change	— / —
Back	← ← ← ← ←
Marker	Ⓚ
Sidepass	← — — — — ←
Hand Gallop	— — — — —

[HSE/1-23]

Pattern Provided by:
Johanna Vorraber

www.HorseShowPatterns.com

www.HorseShowPatterns.com

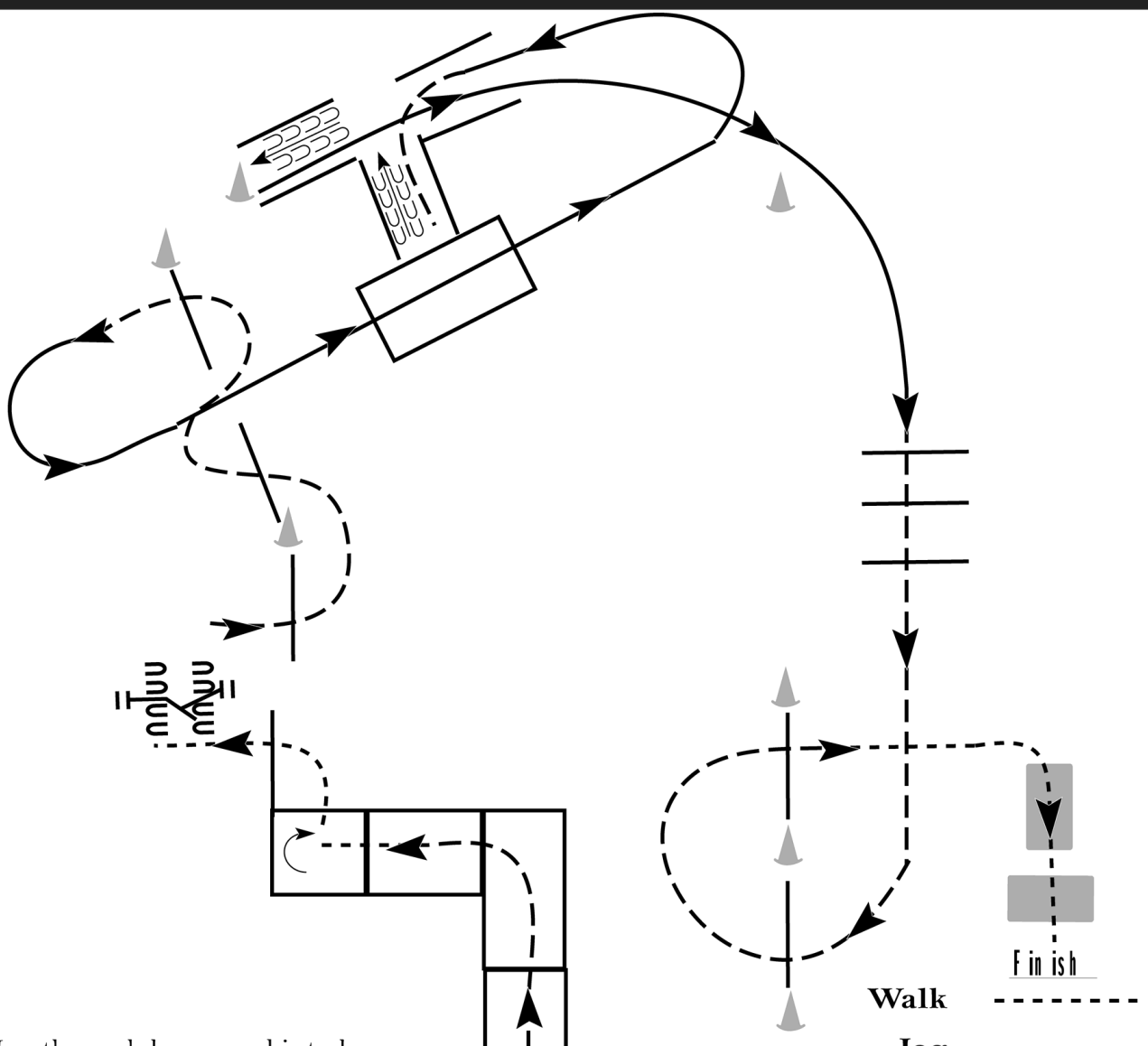
XII. Czech Spring Appaloosa Show 2015

Trail Youth (18 & under 290)

Show Date: 30. - 31. May 2015

w w w . H o r s e S h o w P a t t e r n s . c o m

w w w . H o r s e S h o w P a t t e r n s . c o m



1. Jog through boxes and into box
2. Turn 1/4 turn in the box to the right
3. Walk out of box and to gate; work gate
4. Jog over poles
5. Lope on the left lead over poles and jog into chute; back the L
6. Lope on the right lead out of chute
7. Jog over poles to bridge
8. Walk over bridges to finish

Walk	-----
Jog	- - - - -
Extended Jog	- - - - -
Lope	—————
Leg Yield	
Lead Change	↘
Back	←←←←← ←←←←←
Marker	Ⓚ
Sidepass	←-----→

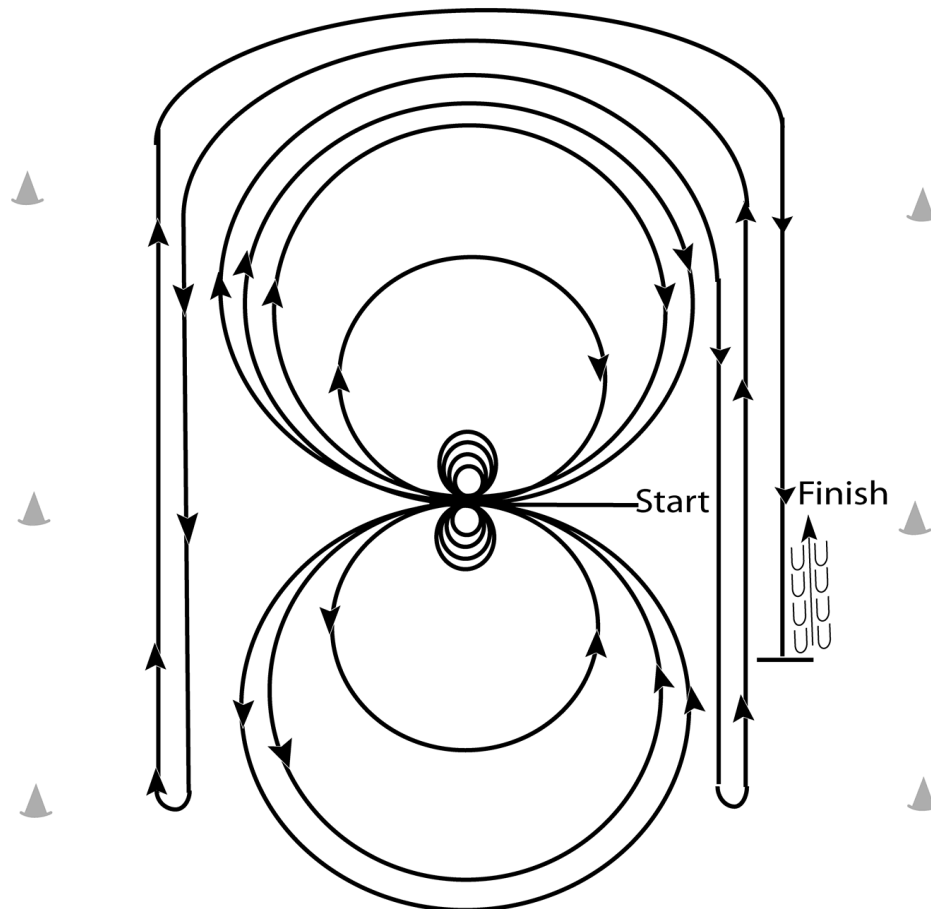
[T/1-18]

Pattern Provided by:
Johanna Vorraber

XII. Czech Spring Appaloosa Show 2015

Reining NONPRO (370 NP)

Show Date: 30. - 31. May 2015



Horses may walk or trot to the center of the arena. Beginning at the center of the arena facing the left wall or fence.

1. Complete four spins to the left.
 2. Complete four spins to the right. Hesitate.
 3. Beginning on the right lead, complete three circles to the right: the first circle large and fast; the second circle small and slow; the third circle large and fast. Change leads at the center of the arena.
 4. Complete three circles to the left: the first circle large and fast; the second circle small and slow; the third circle large and fast. Change leads at the center of the arena.
 5. Begin a large fast circle to the right but do not close this circle. Run straight down the right side of the arena past the center marker and do a left rollback at least twenty feet (6.09m) from the wall or fence – no hesitation.
 6. Continue back around the previous circle but do not close this circle. Run down the left side of the arena past the center marker and do a right rollback at least twenty feet (6.09m) from the wall or fence – no hesitation.
 7. Continue back around the previous circle but do not close this circle. Run down the right side of the arena past the center marker and do a sliding stop at least twenty feet (6.09m) from the wall or fence. Back up at least ten feet (3m). Hesitate to demonstrate completion of the pattern.
- Rider may dismount and drop bridle to the designated judge.

[R/NRHAP-8]

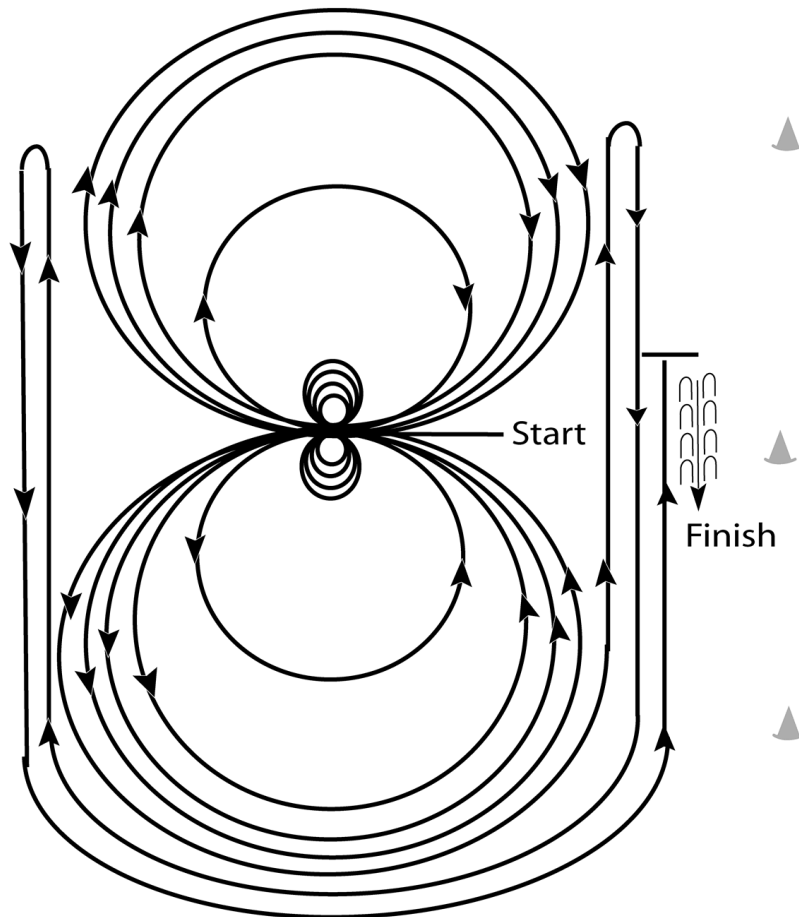
Pattern Provided by:

Johanna Vorraber

XII. Czech Spring Appaloosa Show 2015

Reining (Youth18 & under 190)

Show Date: 30. - 31.May 2015



Horses may walk or trot to the center of the arena. Beginning at the center of the arena facing the left wall or fence.

1. Beginning on the left lead, complete three circles to the left: the first two circles large and fast; the third circle small and slow. Stop at the center of the arena.
 2. Complete four spins to the left. Hesitate.
 3. Beginning on the right lead, complete three circles to the right: the first two circles large and fast; the third circle small and slow. Stop at the center of the arena.
 4. Complete four spins to the right. Hesitate.
 5. Beginning on the left lead, run a large fast circle to the left, change leads at the center of the arena, run a large fast circle to the right, and change leads at the center of the arena.
 6. Continue around previous circle to the left but do not close this circle. Run up the right side of the arena past the center marker and do a right rollback at least twenty feet (6.09m) from the wall or fence – no hesitation.
 7. Continue around previous circle but do not close this circle. Run up the left side of the arena past the center marker and do a left rollback at least twenty feet (6.09m) from the wall or fence – no hesitation.
 8. Continue back around previous circle but do not close this circle. Run up the right side of the arena past the center marker and do a sliding stop at least twenty feet (6.09m) from the wall or fence. Back up at least ten feet (3m). Hesitate to demonstrate completion of the pattern.
- Rider may dismount and drop bridle to the designated judge.

[R/NRHAP-5]

Pattern Provided by:
Johanna Vorraber

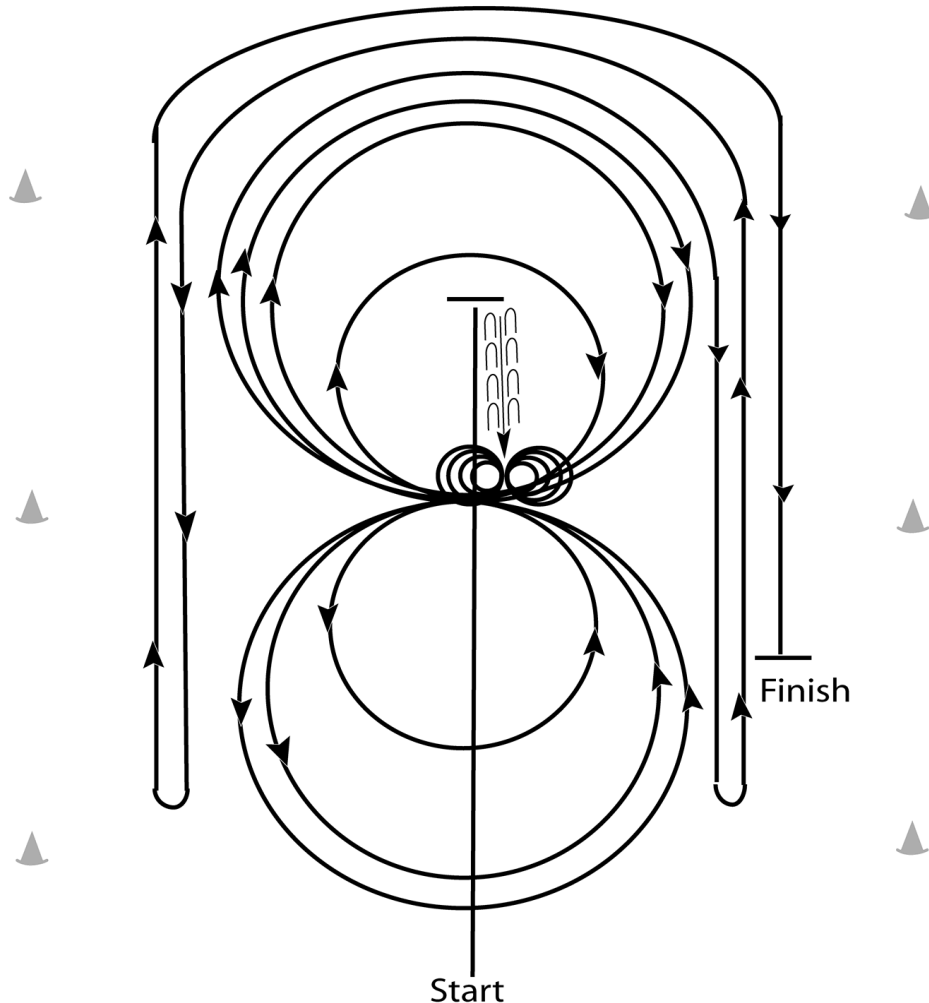
XII. Czech Spring Appaloosa Show 2015

Reining Open (340 O)

Show Date: 30. - 31. May 2015

www.HorseShowPatterns.com

www.HorseShowPatterns.com



1. Run past the center marker and do a sliding stop. Back up to the center of the arena or at least ten feet (3m). Hesitate.
 2. Complete four spins to the right.
 3. Complete four and one-quarter spins to the left so that the horse is facing the left wall or fence. Hesitate.
 4. Beginning on the right lead, complete three circles to the right: the first two circles large and fast, the third circle small and slow. Change leads at the center of the arena.
 5. Complete three circles to the left: the first circle small and slow, the next two circles large and fast. Change leads at the center of the arena.
 6. Begin a large fast circle to the right but do not close this circle. Run down the right side of the arena past the center marker and do a left rollback at least twenty feet (6.09m) from the wall or fence – no hesitation.
 7. Continue back around the previous circle but do not close this circle. Run down the left side of the arena past the center and do a right rollback at least twenty feet (6.09m) from the wall or fence – no hesitation.
 8. Continue back around previous circle but do not close this circle. Run down the right side of the arena past the center marker and do a sliding stop at least twenty feet (6.09m) from the wall or fence. Hesitate to demonstrate completion of pattern.
- Rider may dismount and drop bridle to the designated judge.

[R/NRHAP-10]

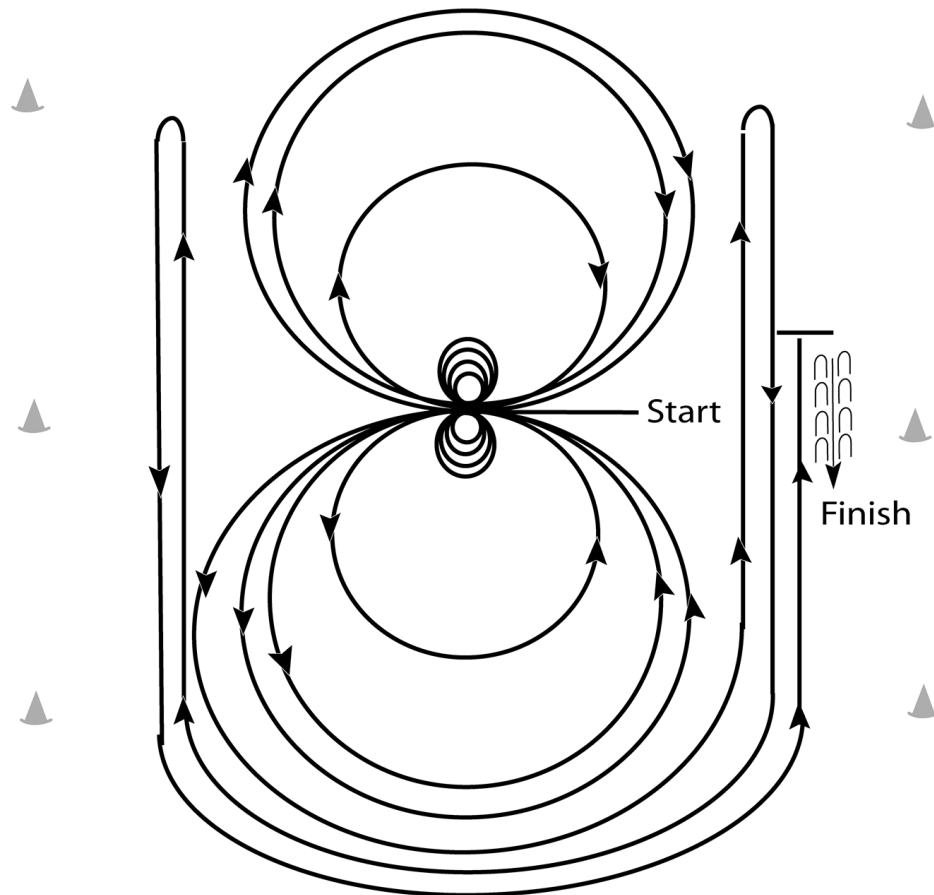
Pattern Provided by:

Johanna Vorraber

XII. Czech Spring Appaloosa Show 2015

Reining Open (Hackamore/Snaffle Bit)

Show Date: 30. - 31.May 2015



Horses may walk or trot to the center of the arena. Beginning at the center of the arena facing the left wall or fence.

1. Complete four spins to the right.
 2. Complete four spins to the left. Hesitate.
 3. Beginning on the left lead, complete three circles to the left: the first two circles large and fast; the third circle small and slow. Change leads at the center of the arena.
 4. Complete three circles to the right: the first two circles large and fast; the third circle small and slow. Change leads at the center of the arena.
 5. Begin a large, fast circle to the left but do not close this circle. Run up the right side of the arena past the center marker and do a right rollback at least twenty feet (6.09m) from the wall or fence – no hesitation.
 6. Continue back around previous circle but do not close this circle. Run up the left side of the arena past the center marker and do a left rollback at least twenty feet (6.09m) from the wall or fence – no hesitation.
 7. Continue back around previous circle but do not close this circle. Run up the right side of the arena past the center marker and do a sliding stop at least twenty feet (6.09m) from the wall or fence. Back up at least ten feet (3m). Hesitate to demonstrate the completion of the pattern.
- Rider may dismount and drop bridle to the designated judge.

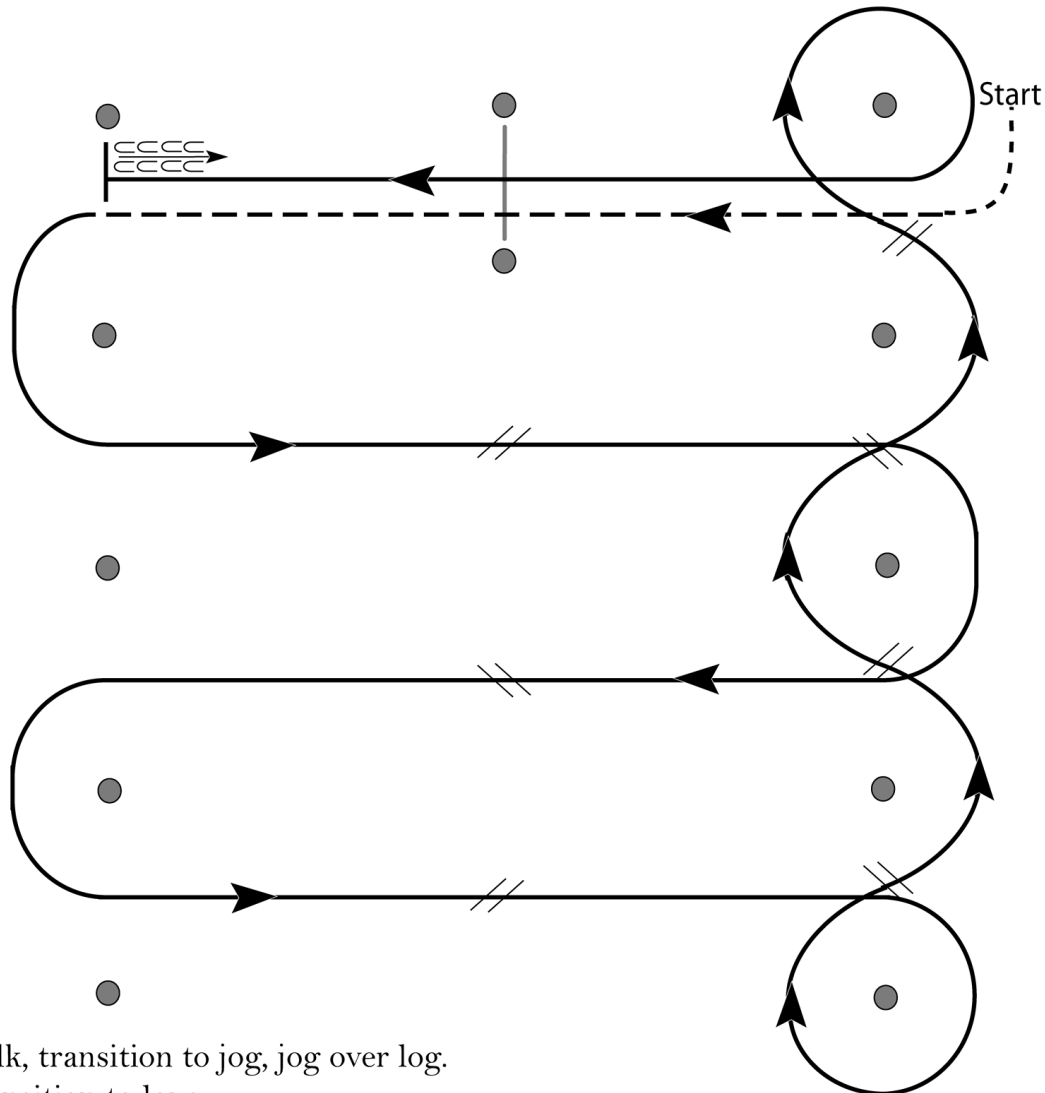
[R/NRHAP-6]

Pattern Provided by:
Johanna Vorraber

XII. Czech Spring Appaloosa Show 2015

Western Riding NONPRO (340 NP)

Show Date: 30. - 31. May 2015



1. Walk, transition to jog, jog over log.
2. Transition to lope.
3. First crossing change.
4. Second crossing change.
5. Third crossing change.
6. Circle and first line change.
7. Second line change.
8. Third line change.
9. Fourth line change and circle.
10. Lope log.
11. Lope, stop and back.

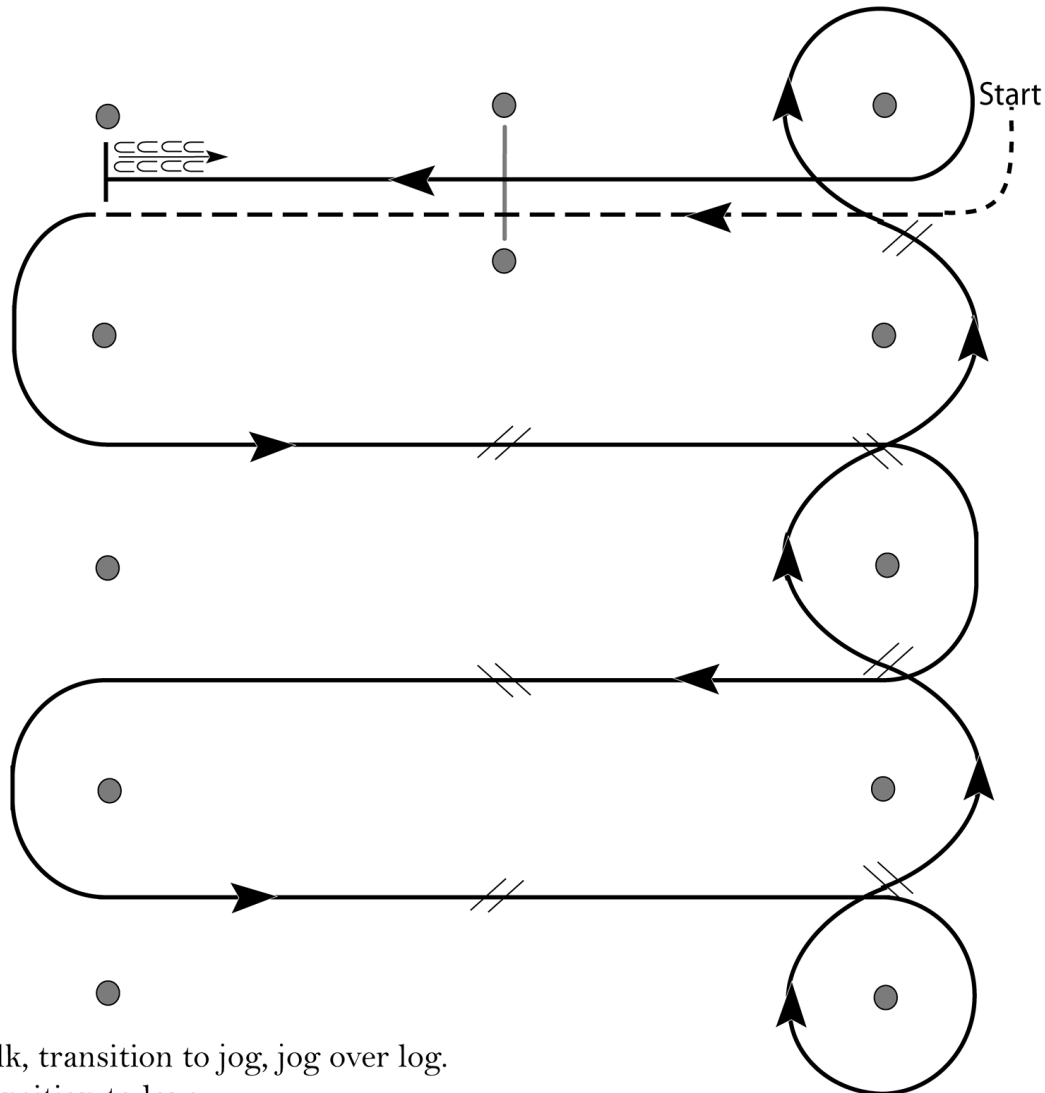
[WR/OP-2]

Pattern Provided by:
Johanna Vorraber

XII. Czech Spring Appaloosa Show 2015

Western Riding Open (360 O)

Show Date: 30. - 31. May 2015



1. Walk, transition to jog, jog over log.
2. Transition to lope.
3. First crossing change.
4. Second crossing change.
5. Third crossing change.
6. Circle and first line change.
7. Second line change.
8. Third line change.
9. Fourth line change and circle.
10. Lope log.
11. Lope, stop and back.

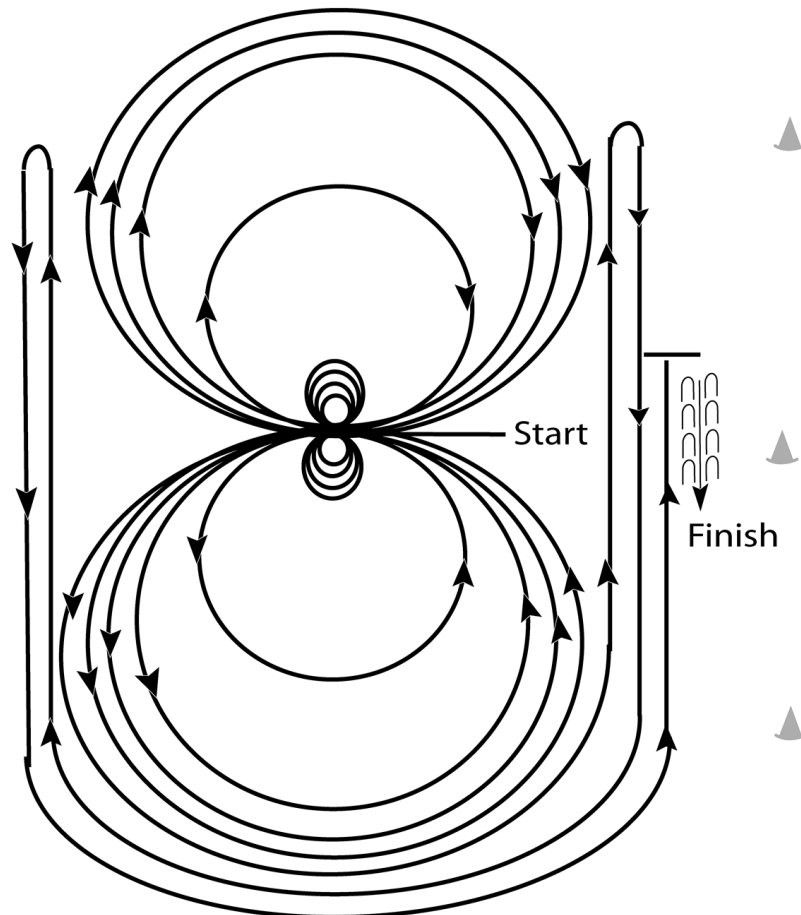
[WR/OP-2]

Pattern Provided by:
Johanna Vorraber

XII. Czech Spring Appaloosa Show 2015

Novice Reining (379 NP)

Show Date: 30. - 31. May 2015



Horses may walk or trot to the center of the arena. Beginning at the center of the arena facing the left wall or fence.

1. Beginning on the left lead, complete three circles to the left: the first two circles large and fast; the third circle small and slow. Stop at the center of the arena.
 2. Complete four spins to the left. Hesitate.
 3. Beginning on the right lead, complete three circles to the right: the first two circles large and fast; the third circle small and slow. Stop at the center of the arena.
 4. Complete four spins to the right. Hesitate.
 5. Beginning on the left lead, run a large fast circle to the left, change leads at the center of the arena, run a large fast circle to the right, and change leads at the center of the arena.
 6. Continue around previous circle to the left but do not close this circle. Run up the right side of the arena past the center marker and do a right rollback at least twenty feet (6.09m) from the wall or fence – no hesitation.
 7. Continue around previous circle but do not close this circle. Run up the left side of the arena past the center marker and do a left rollback at least twenty feet (6.09m) from the wall or fence – no hesitation.
 8. Continue back around previous circle but do not close this circle. Run up the right side of the arena past the center marker and do a sliding stop at least twenty feet (6.09m) from the wall or fence. Back up at least ten feet (3m). Hesitate to demonstrate completion of the pattern.
- Rider may dismount and drop bridle to the designated judge.

[R/NRHAP-5]

Pattern Provided by:

Johanna Vorraber

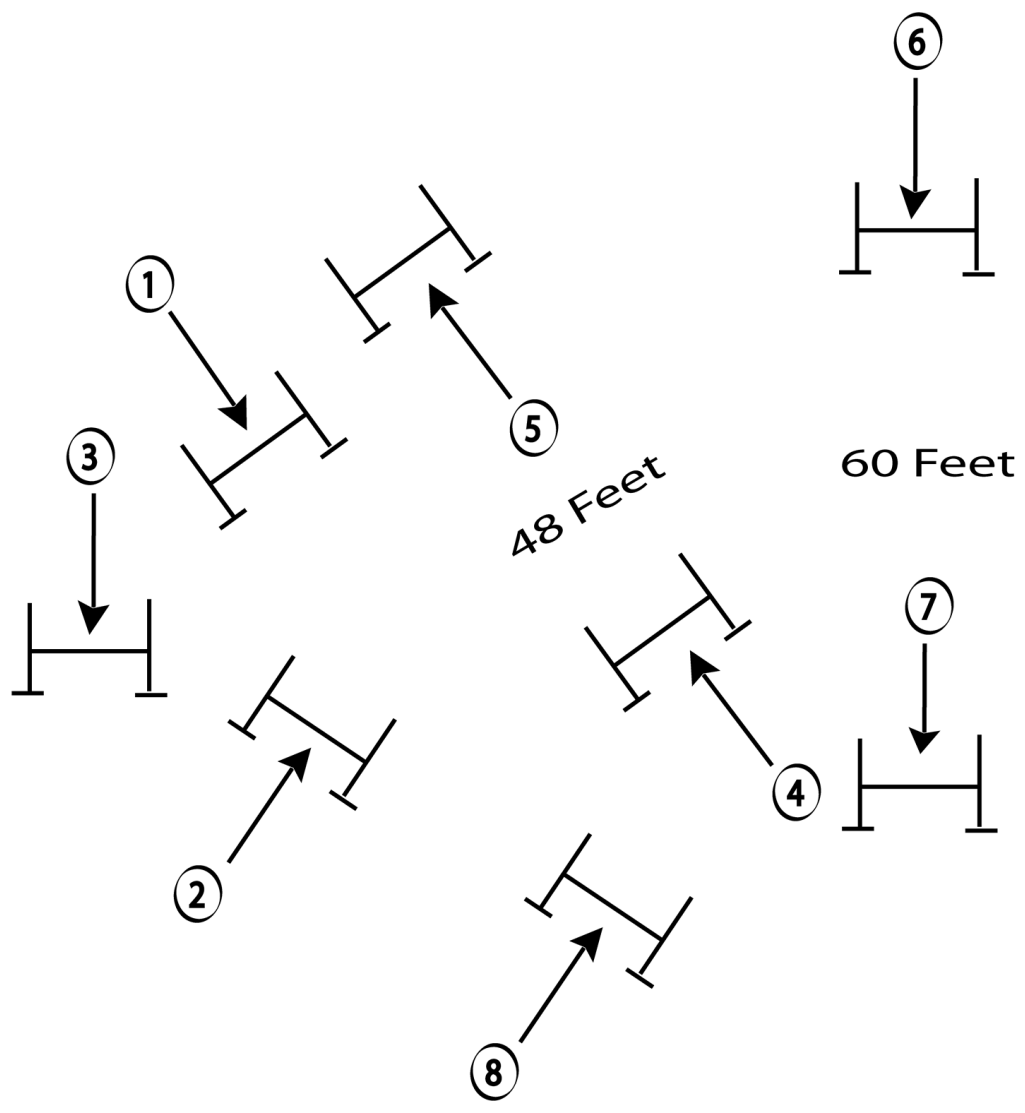
XII. Czech Spring Appaloosa Show 2015

Hunt Seat Equitation Over Fences (Youth 18 & under 170)

Show Date: 30. - 31. May 2015

w w w . H o r s e S h o w P a t t e r n s . c o m

w w w . H o r s e S h o w P a t t e r n s . c o m



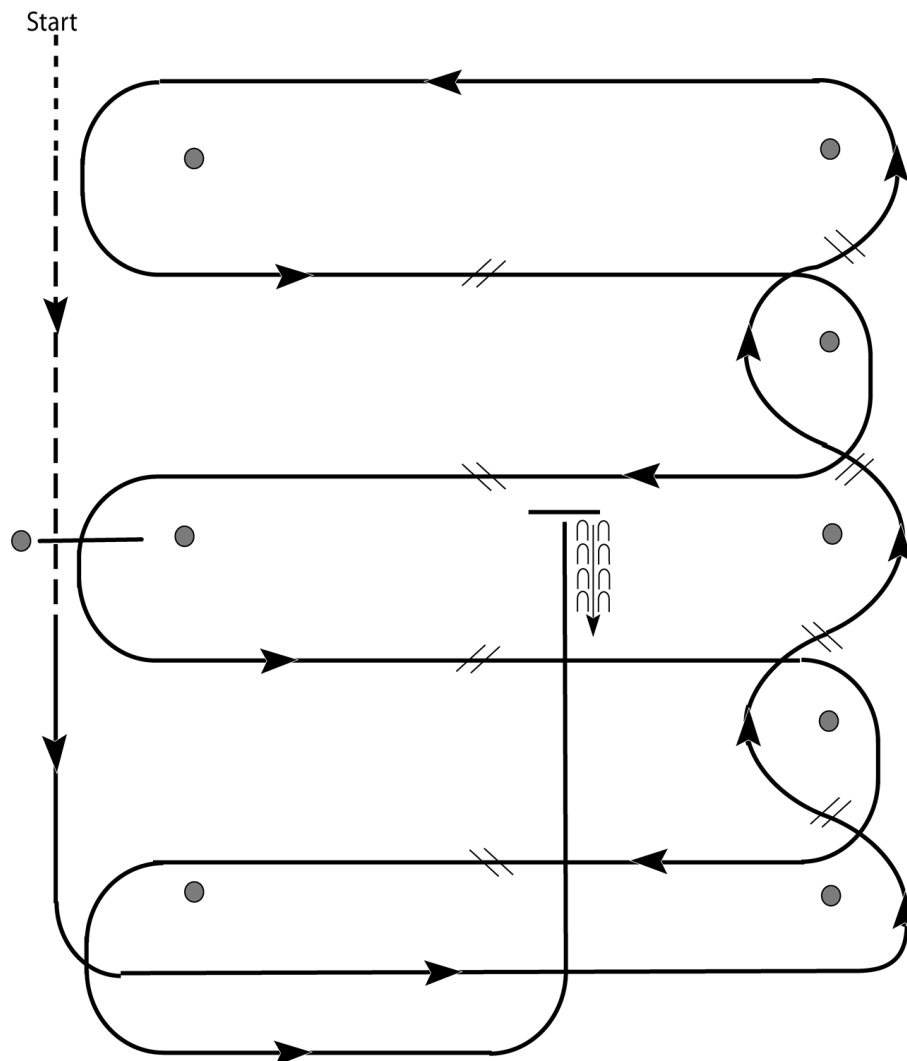
[HSEOF/3]

Pattern Provided by:
Johanna Vorraber

XII. Czech Spring Appaloosa Show 2015

Novice Western Riding (349 NP)

Show Date: 30. - 31. May 2015



1. Walk and jog over log.
2. Transition to lope and lope around end.
3. First line change.
4. Second line change.
5. Third line change.
6. Fourth line change and lope around the end of the arena.
7. First crossing change.
8. Second crossing change.
9. Lope over log.
10. Third crossing change.
11. Fourth crossing change.
12. Lope up the center, stop and back.

[WR/OP-1]

Pattern Provided by:
Johanna Vorraber

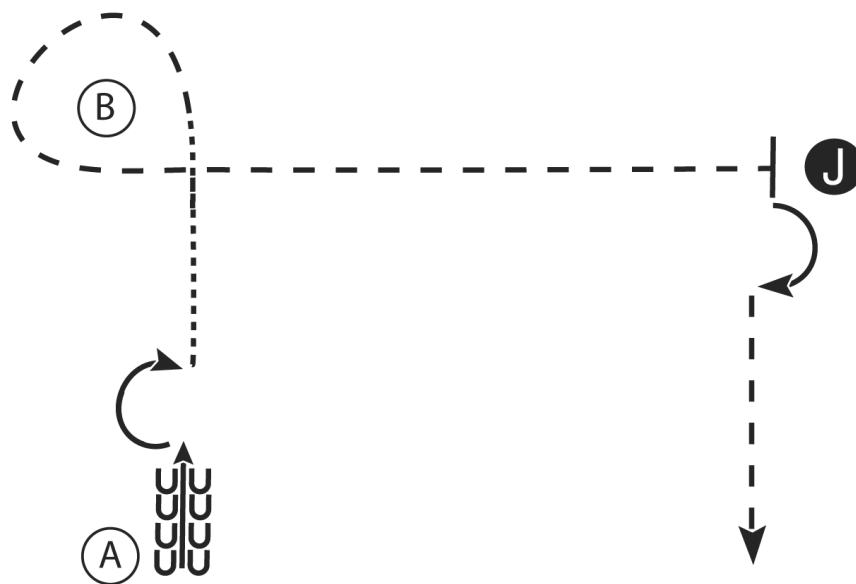
w w w . H o r s e S h o w P a t t e r n s . c o m

w w w . H o r s e S h o w P a t t e r n s . c o m

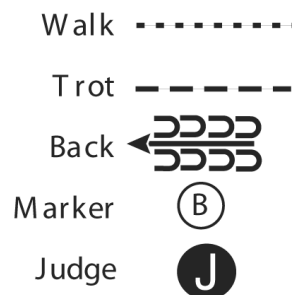
XII. Czech Spring Appaloosa Show 2015

English Showmanship (Youth 18 & under 120)

Show Date: 30. - 31. May 2015



1. At A back 4 steps
2. Perform a 180 degree turn
3. Walk to B
4. At B trot around B and to the judge, set up for inspection
5. When dismissed perform a 90 degree turn and trot straight away from the judge



[S/2-1]

Pattern Provided by:
Johanna Vorraber

www.HorseShowPatterns.com

www.HorseShowPatterns.com

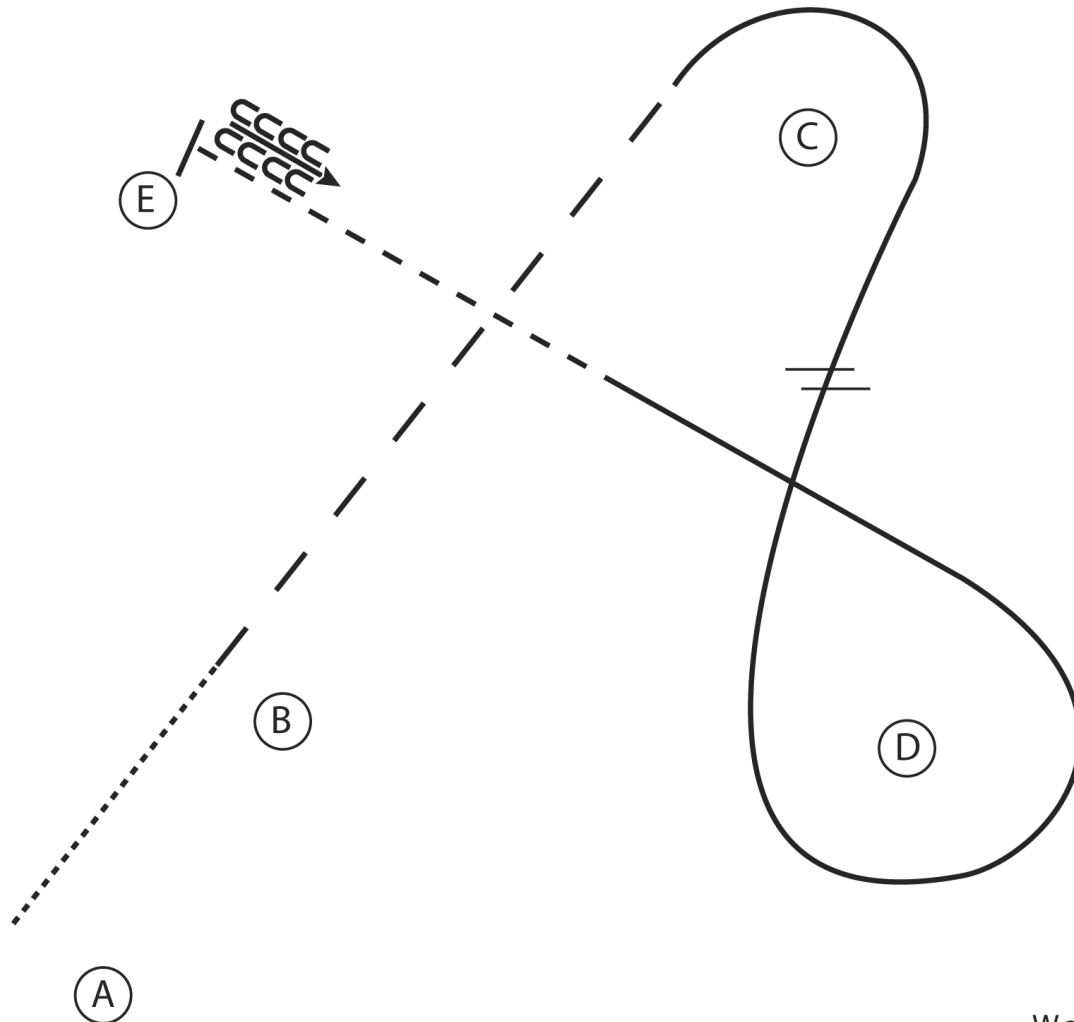
XII. Czech Spring Appaloosa Show 2015

Bareback Equitation (18 & under 130)

Show Date: 30. - 31. May 2015

w w w . H o r s e S h o w P a t t e r n s . c o m

w w w . H o r s e S h o w P a t t e r n s . c o m



1. Walk A to B
2. At B extend the jog to C
3. At C lope a circle around C on the right lead
4. Between C and D perform a simple lead change
5. Lope a circle around D
6. Break to the jog when between D and E
7. At E stop and back 4 steps

Walk
Jog	-----
Extended Jog	-----
Lope	—————
Leg Yield	
Lead Change	———/———
Back	←←←←←
Marker	Ⓚ
Sidepass	←-----←

[WH/2-11]

Pattern Provided by:
Johanna Vorraber

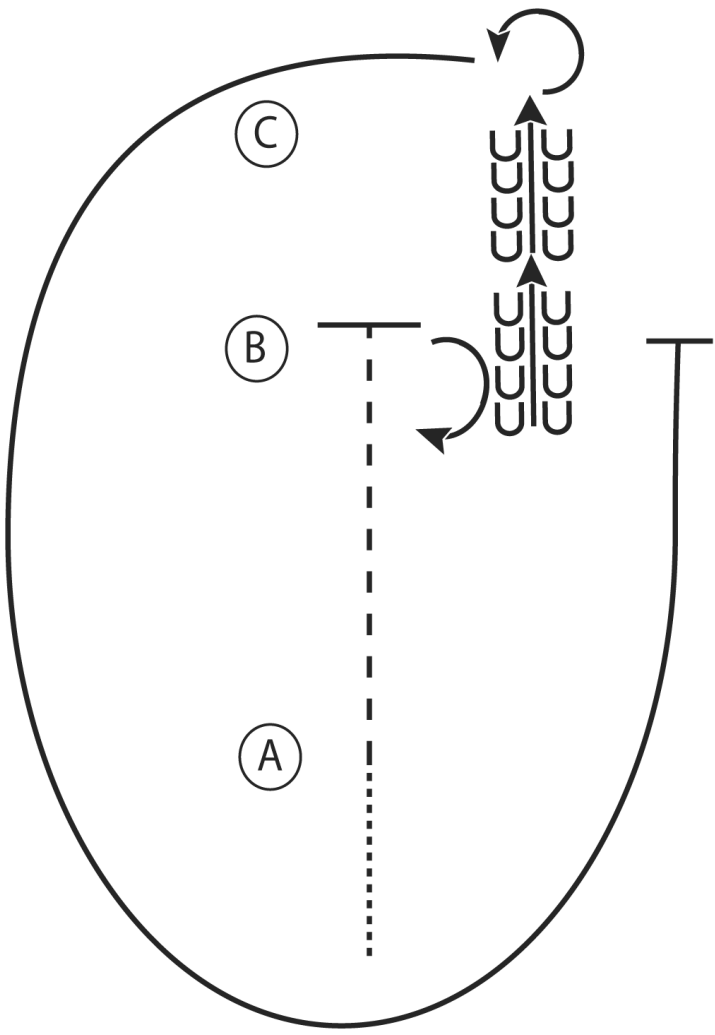
XII. Czech Spring Appaloosa Show 2015

Bareback Horsemanship NONPRO (360 NP)

Show Date: 30. - 31.May 2015

www.HorseShowPatterns.com

www.HorseShowPatterns.com



1. Walk to A
2. Jog A to B
3. Stop at B and perform a 180 degree turn to the right
4. Back to C
5. At C perform a 270 degree turn to the left
6. Lope a circle around A, returning to B
7. Stop at B

Walk
Jog	-----
Extended Jog	-----
Lope	—————
Leg Yield	
Lead Change	↙
Back	←←← →→→
Marker	Ⓚ
Sidepass	←- - - - ->

[WH/2-14]

Pattern Provided by:
Johanna Vorraber

XII. Czech Spring Appaloosa Show 2015

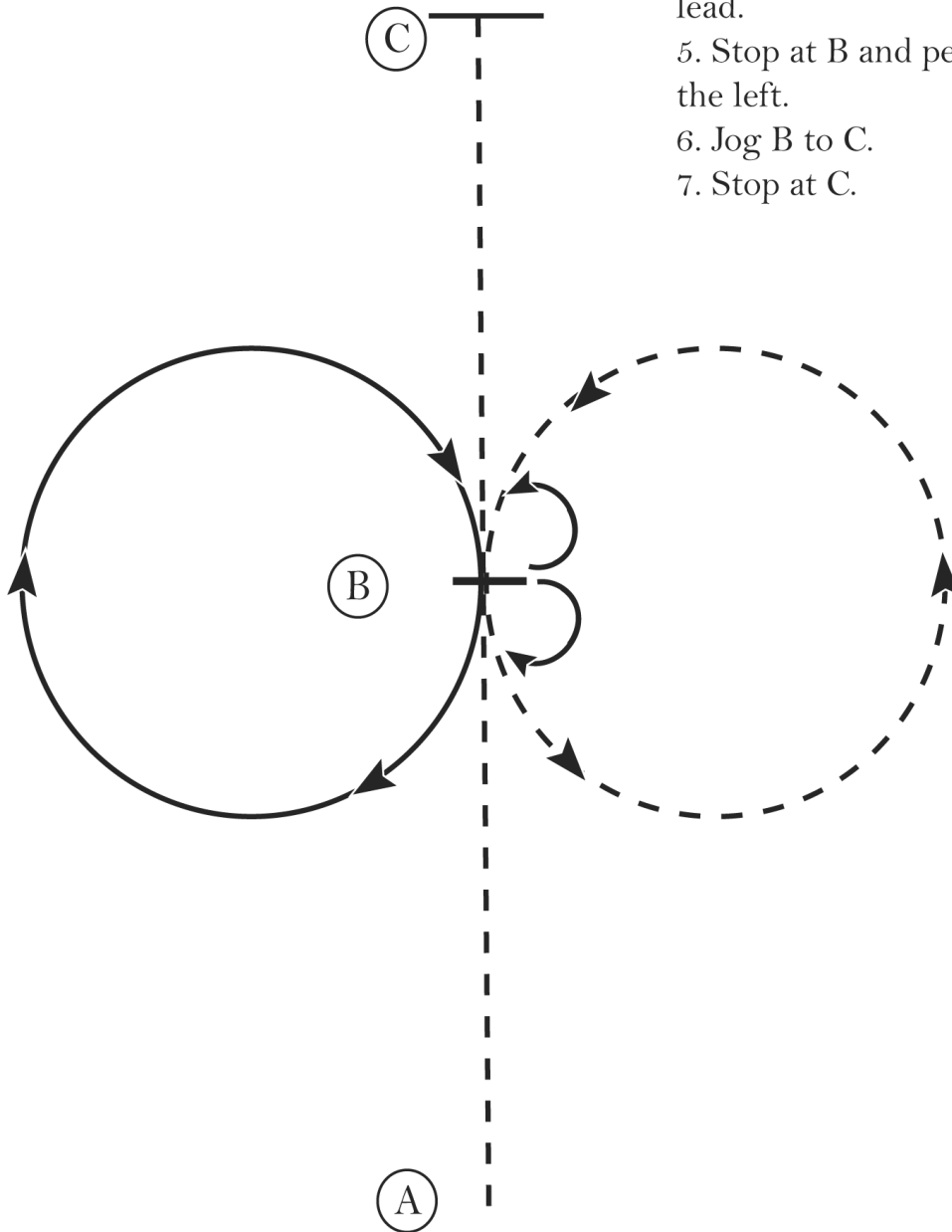
Novice Bareback Horsemanship (369 NP)

Show Date: 30. - 31. May 2015

www.HorseShowPatterns.com

www.HorseShowPatterns.com

1. Jog A to B.
2. Stop at B and perform a 180 degree turn to the right on the hindquarters.
3. Jog a circle to the left.
4. At B lope a circle to the right on the right lead.
5. Stop at B and perform a 180 degree turn to the left.
6. Jog B to C.
7. Stop at C.



Walk
Jog	- - - - -
Extended Jog	- - - - -
Lope	—————
Leg Yield	
Lead Change	↘
Back	←←←←← ←←←←←
Marker	(B)
Sidepass	←- - - - -←

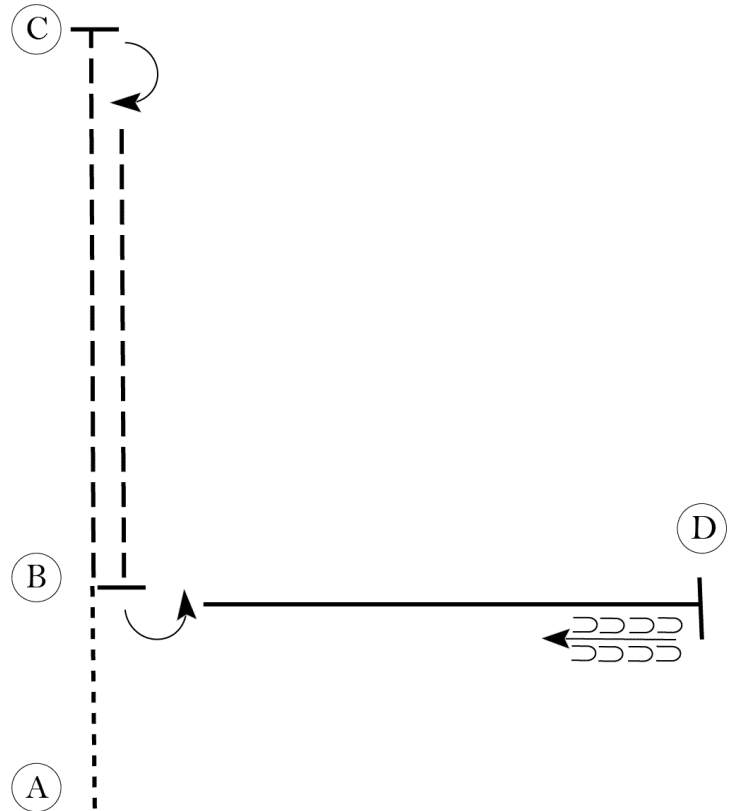
[WH/1-10]

Pattern Provided by:
Johanna Vorraber

XII. Czech Spring Appaloosa Show 2015

Saddle Seat Equitation (18 & under 160)

Show Date: 30. - 31. May 2015



Be ready at A.

1. Walk A to B.
2. At B, posting trot on the left diagonal to C.
3. *At C, stop and reverse to the right*
4. Posting trot on the right diagonal to B.
5. *At B, stop and reverse to the left*
6. Canter on the right lead to D.
7. At D stop and back four steps.

Walk	-----
Trot	- - - - -
Extended Trot	— — — — —
Canter	—————
Leg Yield	
Lead Change	↙ ↘
Back	← ← ← ← ←
Marker	(B)
Sidepass	← - - - - →
Hand Gallop	— — — — —

[SSE/20]

Pattern Provided by:
Johanna Vorraber

www.HorseShowPatterns.com

www.HorseShowPatterns.com

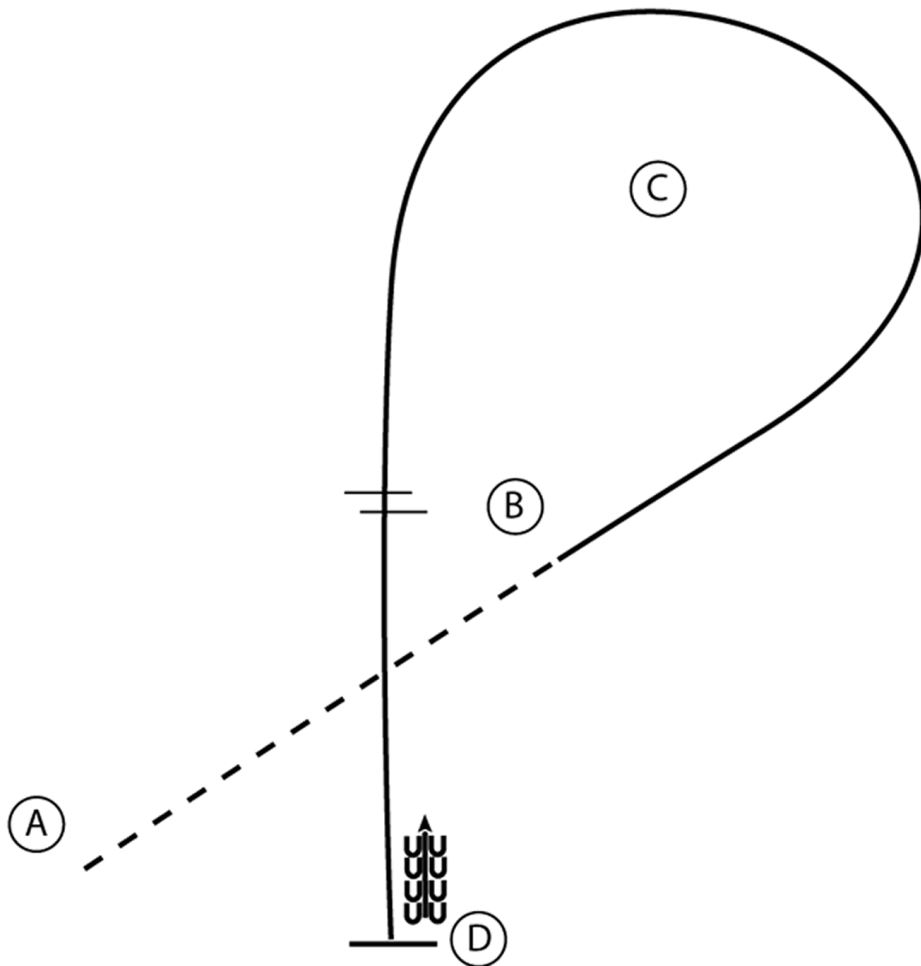
XII. Czech Spring Appaloosa Show 2015

Bareback Equitation (Youth 18 & under 130)

Show Date: 30. - 31. May 2015

w w w . H o r s e S h o w P a t t e r n s . c o m

w w w . H o r s e S h o w P a t t e r n s . c o m



1. Posting trot, right diagonal, A to B
2. At B canter on the right lead around C to B
3. At B perform a simple lead change and continue to D
4. Stop at D and back approximately one horse length.

Walk
Trot	-----
Extended Trot	-----
Canter	—————
Leg Yield	
Lead Change	—/—
Back	← 3333 3333
Marker	⊙ (B)
Sidepass	←-----←

[HSE/2-9]

Pattern Provided by:
Johanna Vorraber

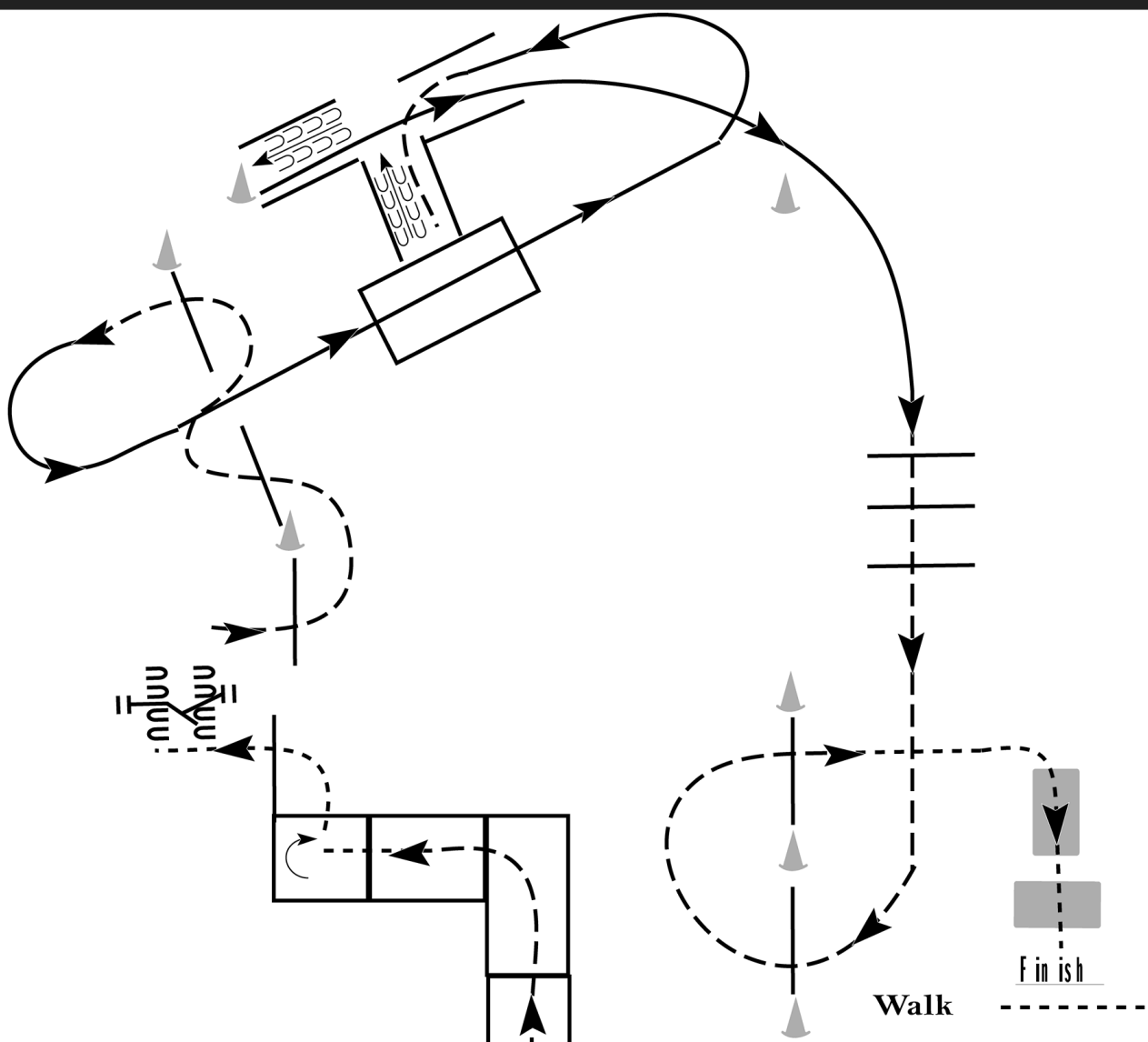
XII. Czech Spring Appaloosa Show 2015

Novice Trail (359 NP)

Show Date: 30. - 31. May 2015

w w w . H o r s e S h o w P a t t e r n s . c o m

w w w . H o r s e S h o w P a t t e r n s . c o m



1. Jog through boxes and into box
2. Turn 1/4 turn in the box to the right
3. Walk out of box and to gate; work gate
4. Jog over poles
5. Lope on the left lead over poles and jog into chute; back the L
6. Lope on the right lead out of chute
7. Jog over poles to bridge
8. Walk over bridges to finish

Walk	-----
Jog
Extended Jog	- - - - -
Lope	—————
Leg Yield	
Lead Change	↘
Back	←←←←←
Marker	ⓑ
Sidepass	←-----→

[T/1-18]

Pattern Provided by:
Johanna Vorraber