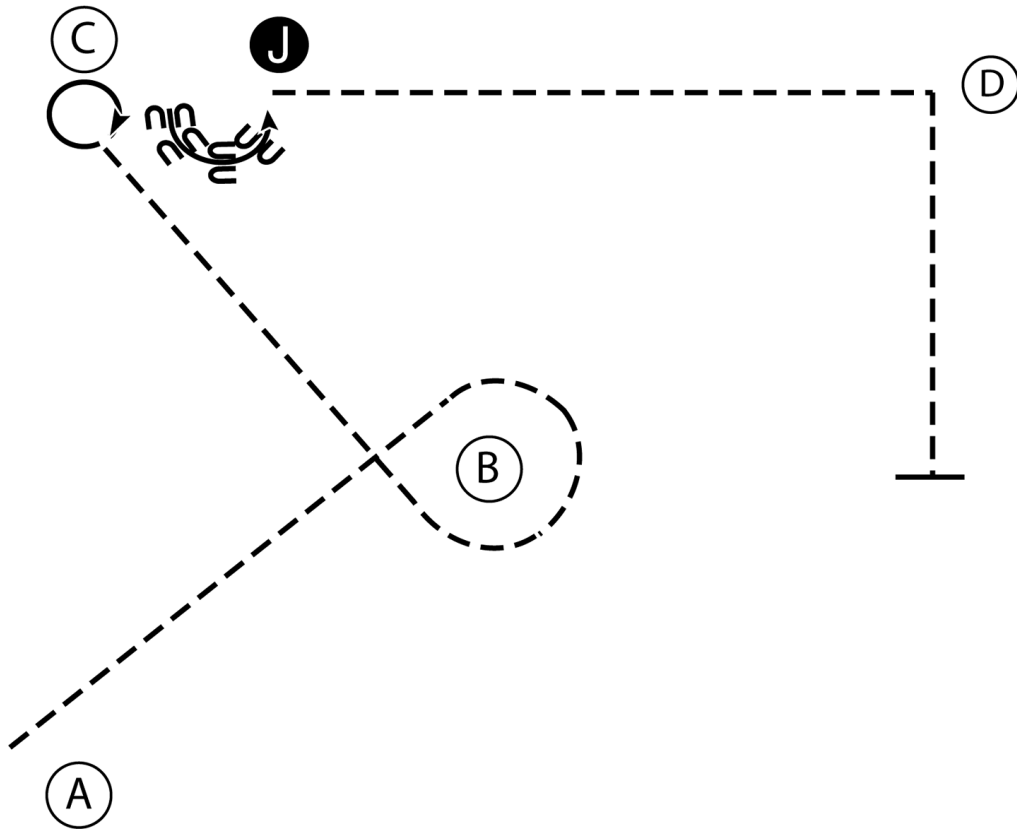


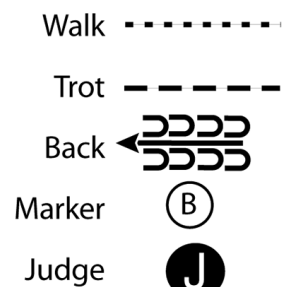
XII. Czech Spring Appaloosa Show 2015

WESTERN SHOWMANSHIP NONPRO / ALL BREEDS (310NP)

Show Date: 30. - 31. May 2015



1. Klus z A do B.
2. Klus kolem B.
3. Klus do C.
4. V C zastavit a obrat o 360°.
5. Zacouvat půl kruhem k rozhodčí a vyčkat na inspekci.
6. Po inspekci obrat 270°.
7. Klus do D.
8. V bodě D otočit doprava.
9. Klus na úroveň bodu B.
10. V B zastavit.



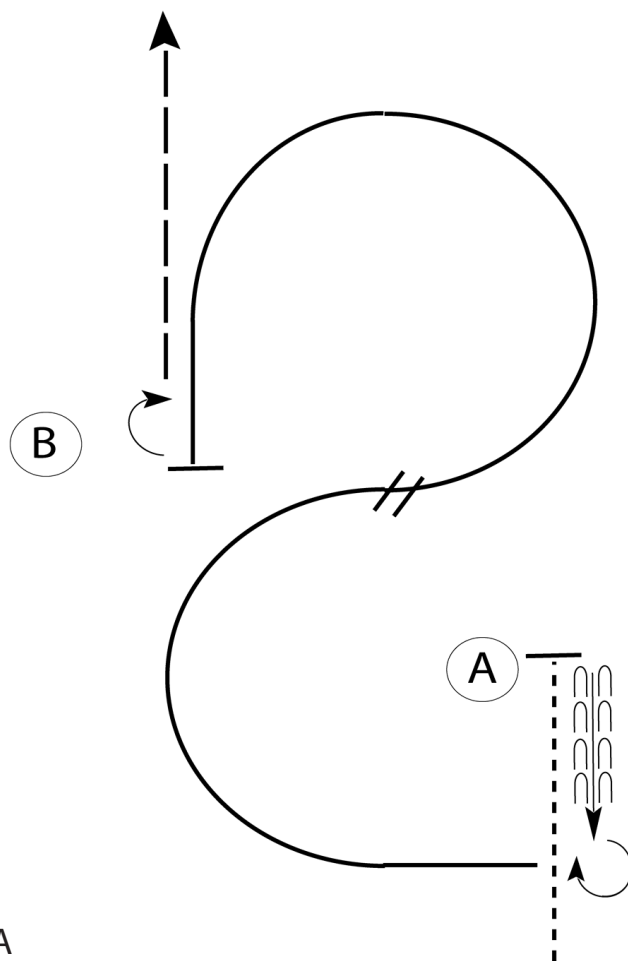
[S/3-3]

Pattern Provided by:
Johanna Vorraber

XII. Czech Spring Appaloosa Show 2015

Novice Western Horsemanship (329 NP)

Show Date: 30. - 31. May 2015



Připravit se před bod A

1. Krok do A.
2. Zastavit a zacouvat přibližně jednu koňskou délku.
3. Obrat $\frac{3}{4}$ vpravo a na cválat na pravou nohu.
4. Provést jednoduchou změnu cvalu, cval na levou nohu do B.
5. V B zastavit, $\frac{1}{2}$ obrat doprava.
6. Klus do cíle

Následujte instrukce ring stewarda

Walk	-----
Jog	- - - - -
Extended Jog	- - - - -
Lope	—————
Leg Yield	
Lead Change	↘
Back	← ↘ ↘ ↘ ↘ ↘
Marker	⊙
Sidepass	←-----→

[WH/2-68]

Pattern Provided by:
Johanna Vorraber

w w w . H o r s e S h o w P a t t e r n s . c o m

w w w . H o r s e S h o w P a t t e r n s . c o m

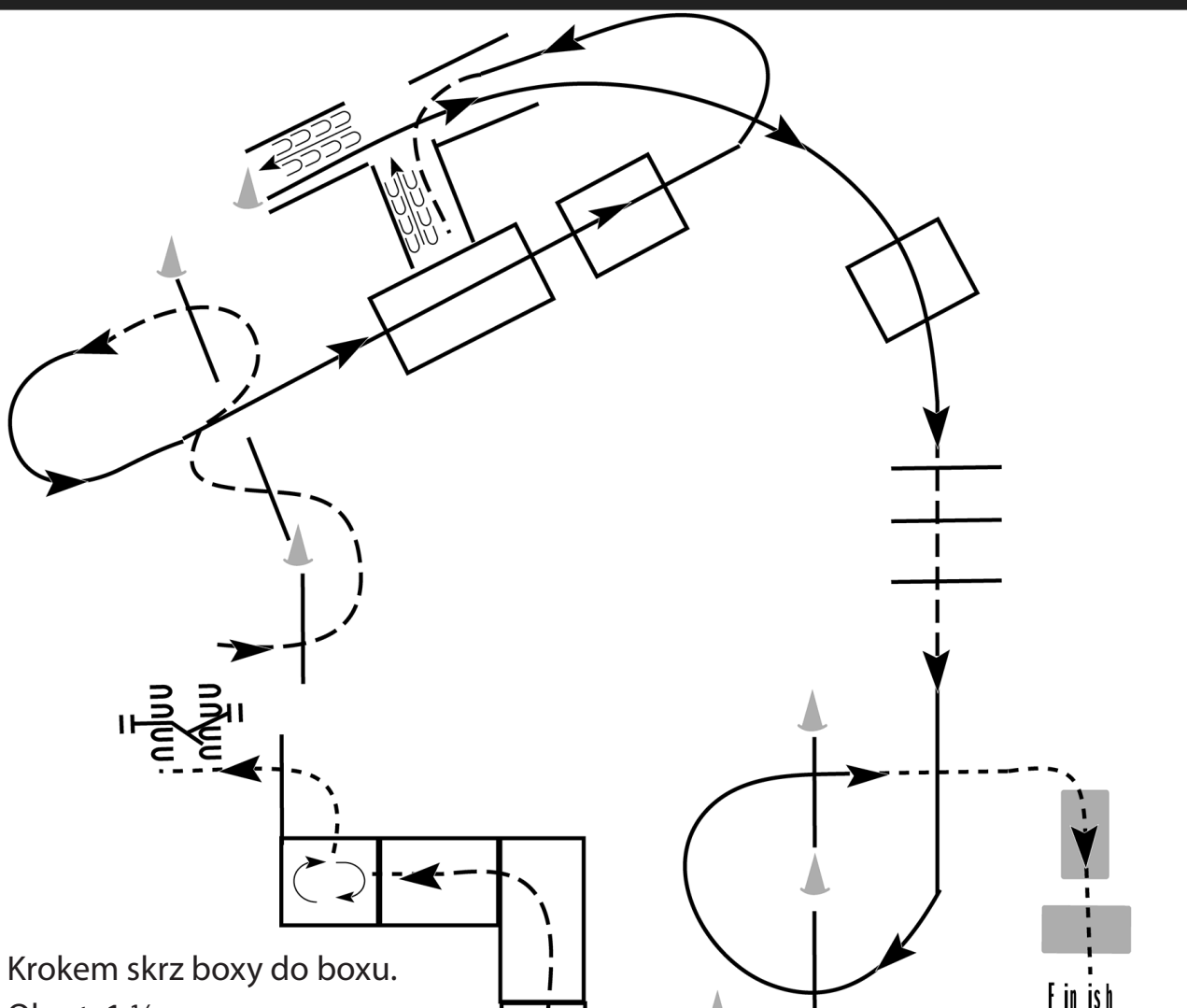
XII. Czech Spring Appaloosa Show 2015

Trail NONPRO (350 NP)

Show Date: 30. - 31. May 2015

www.HorseShowPatterns.com

www.HorseShowPatterns.com



1. Krokem skrz boxy do boxu.
2. Obrat 1 ¼ v pravo.
3. Krokem z boxu a práce z brankou.
4. Klus přes kavalety.
5. Cval na levou nohu přes překážky a uvnitř klus a couvat do L.
6. Cval na pravou nohu přes překážky.
7. Klus přes kavalety.
8. Cval na pravou nohu přes kavalety.
9. Krokem přes můstky do cíle

Walk	⋯⋯⋯⋯⋯
Jog	- - - - -
Extended Jog	- - - - -
Lope	—————
Leg Yield	
Lead Change	↘ ↙
Back	⤵ ⤵ ⤵
Marker	Ⓚ
Sidepass	⤵ ⤵ ⤵

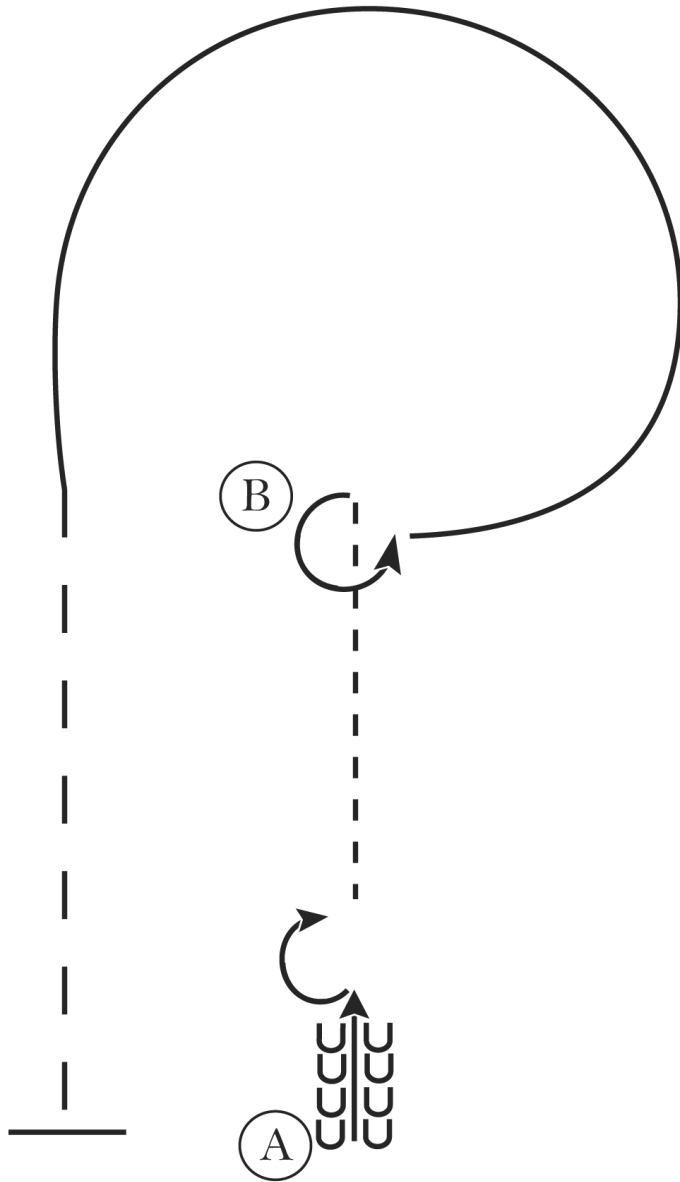
[T/2-18]

Pattern Provided by:
Johanna Vorraber

XII. Czech Spring Appaloosa Show 2015

Western Horsemanship (Youth 140)

Show Date: 30. - 31. May 2015



1. Couvat 4 kroky z A.
2. Obrat 180° doprava.
3. Klus do B.
4. V B obrat 270° doprava.
5. Cval a kruh okolo B na levou nohu.
6. Na úrovni bodu B prodloužený klus do A
7. V A zastavit.

Walk
Jog	-----
Extended Jog	-----
Lope	————
Leg Yield	
Lead Change	↘
Back	←←← ←←←
Marker	Ⓚ
Sidepass	←←←

[WH/2-8]

Pattern Provided by:

Johanna Vorraber

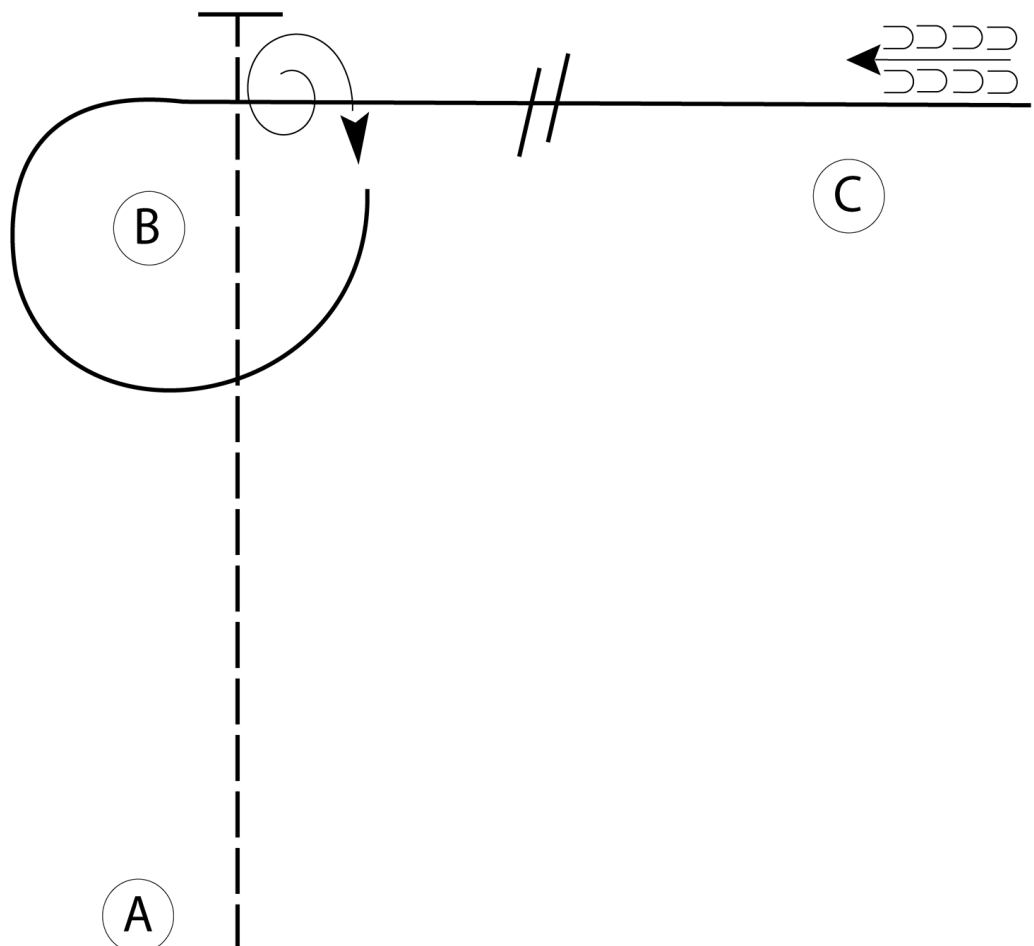
www.HorseShowPatterns.com

www.HorseShowPatterns.com

XII. Czech Spring Appaloosa Show 2015

WESTERN HORSEMANSHIP NONPRO / ALL BREEDS (320NP)

Show Date: 30. - 31. May 2015



Připraven v A

1. Prodlouženým klusem z A za B.
2. Zastavit za B a obrát o 540° vpravo.
3. Cval na pravou nohu okolo B pokračovat k C.
4. V polovině cesty mezi B a C jednoduchá změna cvalu.
5. Dokončit cval a za C zastavit
6. Zacouvat zpět do C

Následovat instrukce ring stewarda.

Walk	-----
Jog	-----
Extended Jog	-----
Lope	—————
Leg Yield	
Lead Change	↘
Back	←←←←
Marker	⊙ B
Sidepass	←-----→

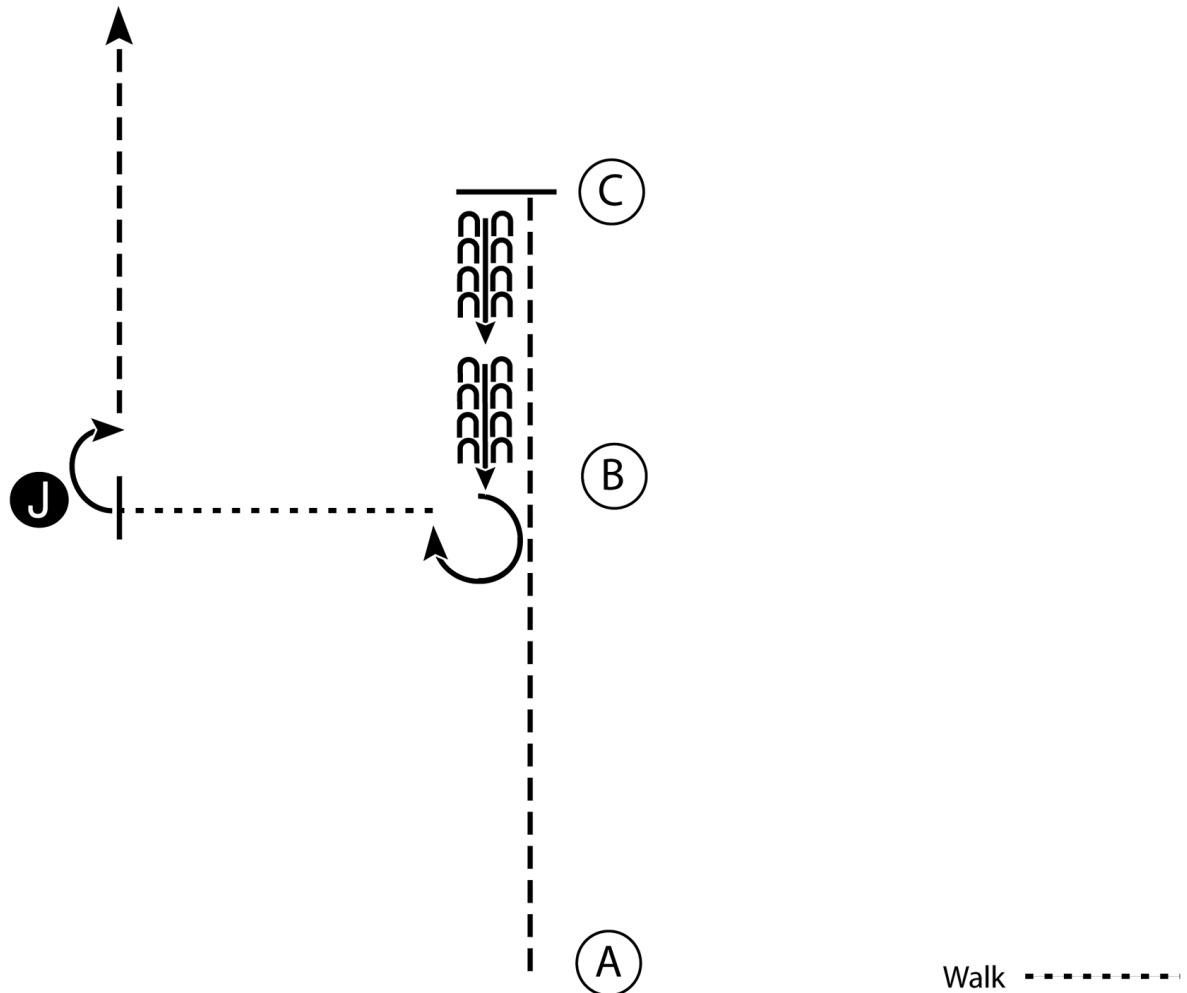
[WH/3-6]

Pattern Provided by:
Johanna Vorraber

XII. Czech Spring Appaloosa Show 2015

Novice Western Showmanship (319 NP)

Show Date: 30. - 31. May 2015



1. Klusem z A do C
2. Zastavit v C a zacouvat do B
3. Obrat 270° a krokem před rozhodčí.
4. Zastavit a připravit se na inspekci.
5. Po inspekci obrat 90° a klusem rovně.

Walk
Trot - - - - -
Back ←
Marker (B)
Judge (J)

[S/2-14]

Pattern Provided by:
Johanna Vorraber

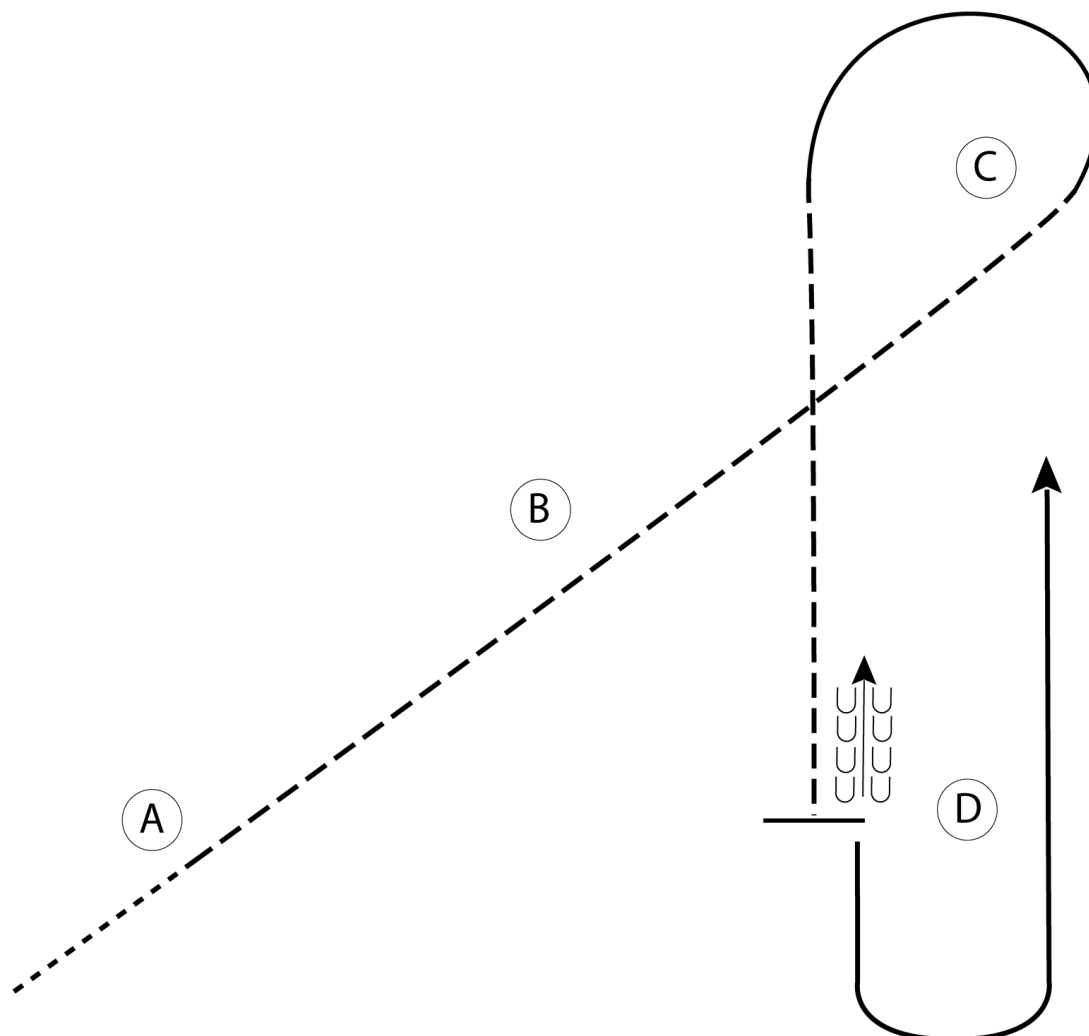
w w w . H o r s e S h o w P a t t e r n s . c o m

w w w . H o r s e S h o w P a t t e r n s . c o m

XII. Czech Spring Appaloosa Show 2015

Hunt Seat Equitation NONPRO (110 NP)

Show Date: 30. - 31. May 2015



Be ready at A.

1. Krokem do A.
2. Pracovní klusem do B.
3. Klus na pravou diagonálu z B do C.
4. V C kontra cval, půl kruh vpravo a zpět kolem C.
5. V C přejít do pracovního klusu diagonálou vlevo do D.
6. Zastavit v D a couvat 3 kroky.
7. Cvalem vlevo do cíle.

Walk	-----
Trot	- - - - -
Extended Trot	— — — — —
Canter	—————
Leg Yield	
Lead Change	— / —
Back	← ← ← ← ←
Marker	ⓑ
Sidepass	← ← ← ← ←
Hand Gallop	— — — — —

[HSE/3-1]

Pattern Provided by:
Johanna Vorraber

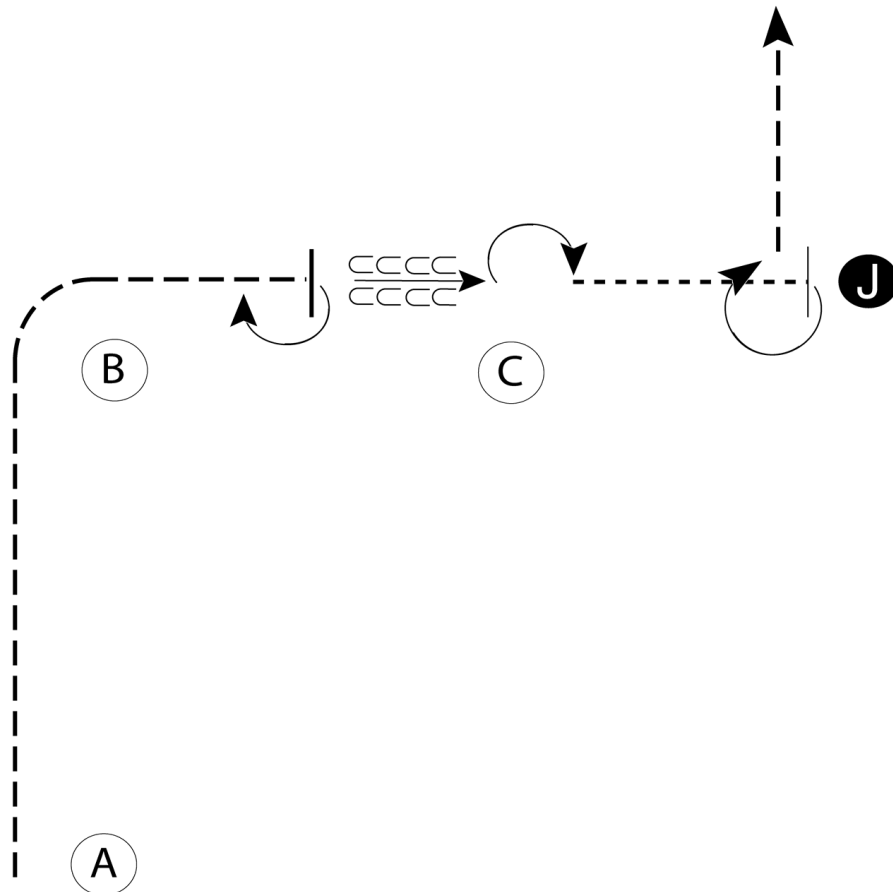
XII. Czech Spring Appaloosa Show 2015

Western Showmanship (Youth 110)

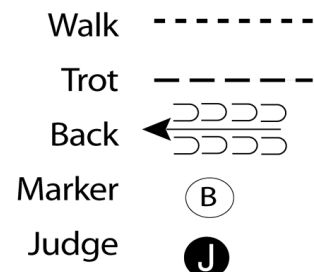
Show Date: 30. - 31. May 2015

w w w . H o r s e S h o w P a t t e r n s . c o m

w w w . H o r s e S h o w P a t t e r n s . c o m



1. Klus z A za B.
2. Na půlce cesty k C zastavit a obrat 180°.
3. Zacouvat do C.
4. Obrat 180°, krokem k rozhodčí a připravit se na inspekci.
5. Když je inspekce provedena obrat 270° a klusem rovně.



[S/2-26]

Pattern Provided by:
Johanna Vorraber

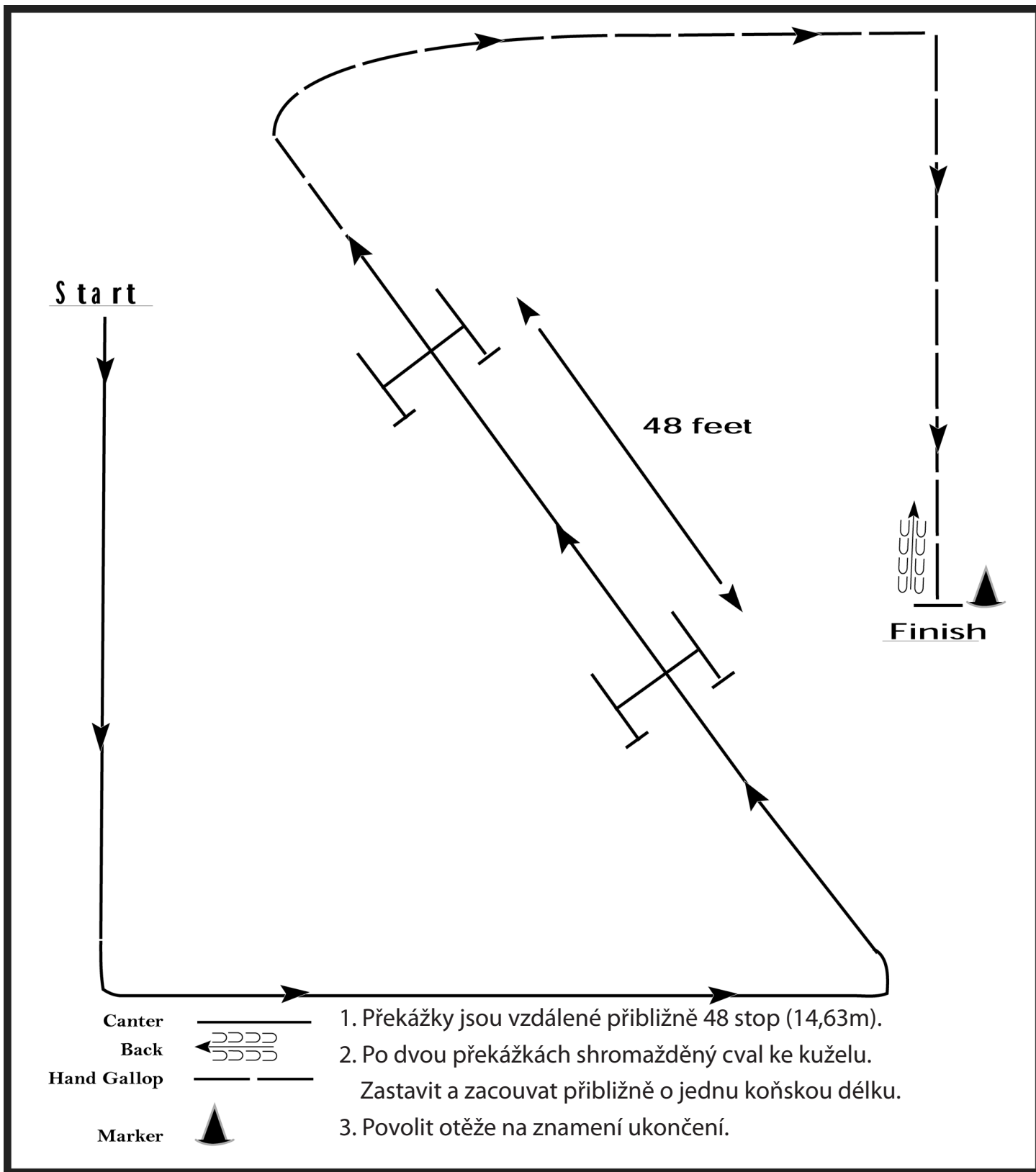
XII. Czech Spring Appaloosa Show 2015

Hunter Hack NONPRO (150 NP)

Show Date: 30. - 31. May 2015

www.HorseShowPatterns.com

www.HorseShowPatterns.com



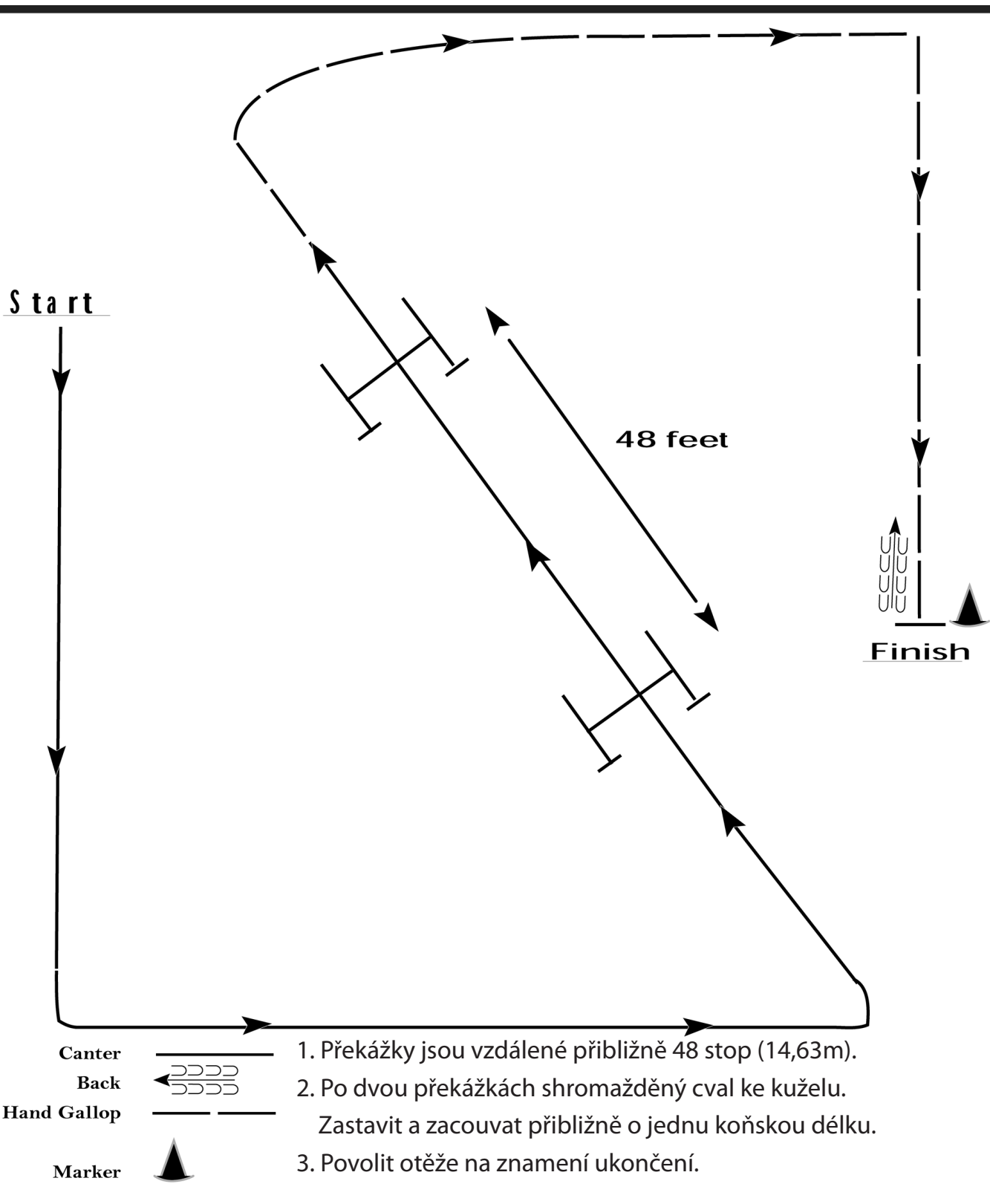
[HH/48-12]

Pattern Provided by:
Johanna Vorraber

XII. Czech Spring Appaloosa Show 2015

Hunter Hack ((400 O))

Show Date: 30. - 31. May 2015



[HH/48-12]

Pattern Provided by:
Johanna Vorraber

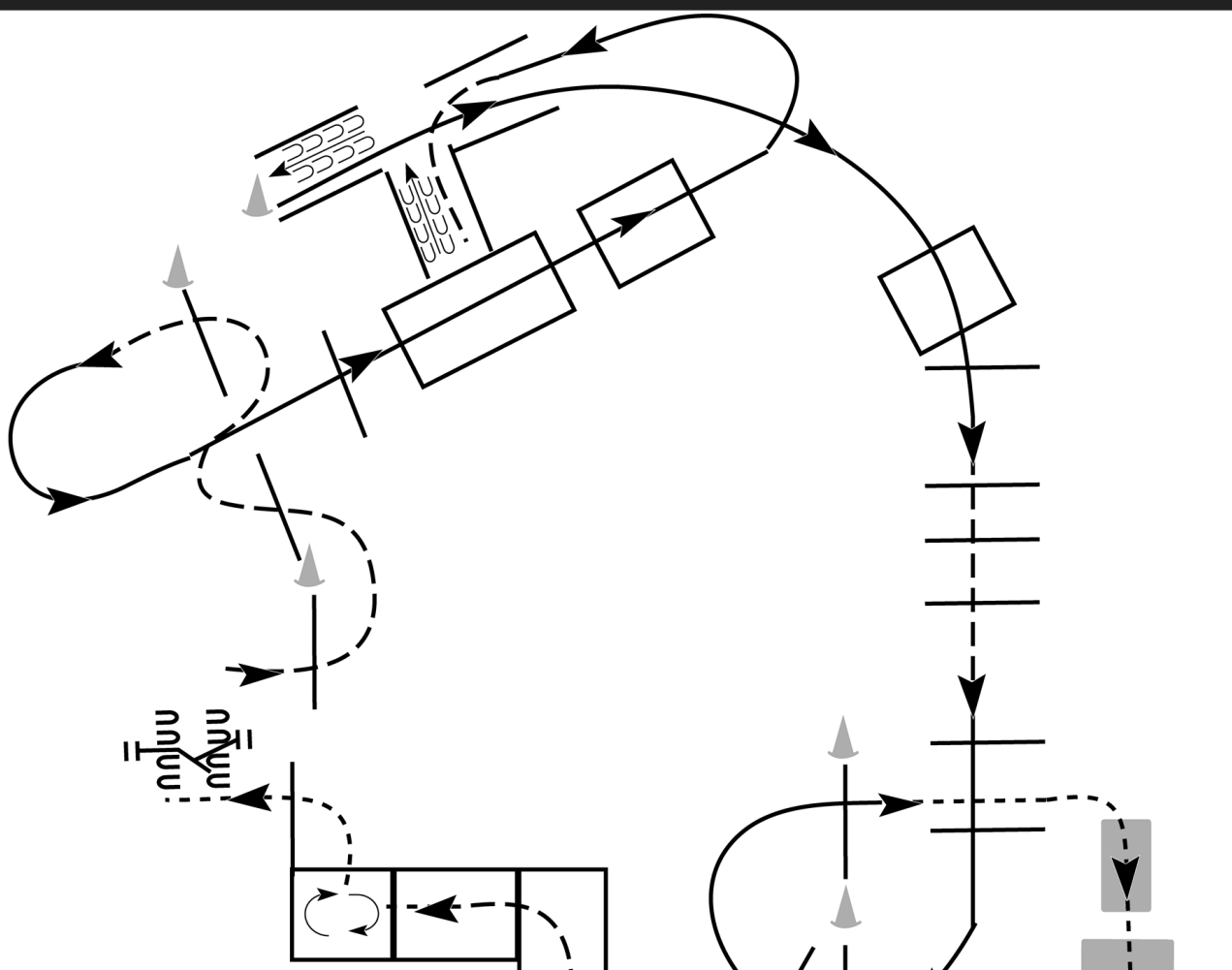
XII. Czech Spring Appaloosa Show 2015

TRAIL OPEN / ALL BREEDS (380 O)

Show Date: 30. - 31. May 2015

w w w . H o r s e S h o w P a t t e r n s . c o m

w w w . H o r s e S h o w P a t t e r n s . c o m



1. Krokem skrz boxy do boxu.
2. Obrat 1 ¼ v pravo.
3. Krokem z boxu a práce z brankou.
4. Klus přes kavalety.
5. Cval na levou nohu přes překážky a uvnitř klus a couvat do L.
6. Cval na pravou nohu přes překážky.
7. Klus přes kavalety.
8. Cval na pravou nohu přes kavalety
9. Krokem přes můstky do cíle

Walk	-----
Jog	- - - - -
Extended Jog	-----
Lope	—————
Leg Yield	
Lead Change	↘
Back	←←←←←
Marker	⊙
Sidepass	←-----→

[T/3-18]

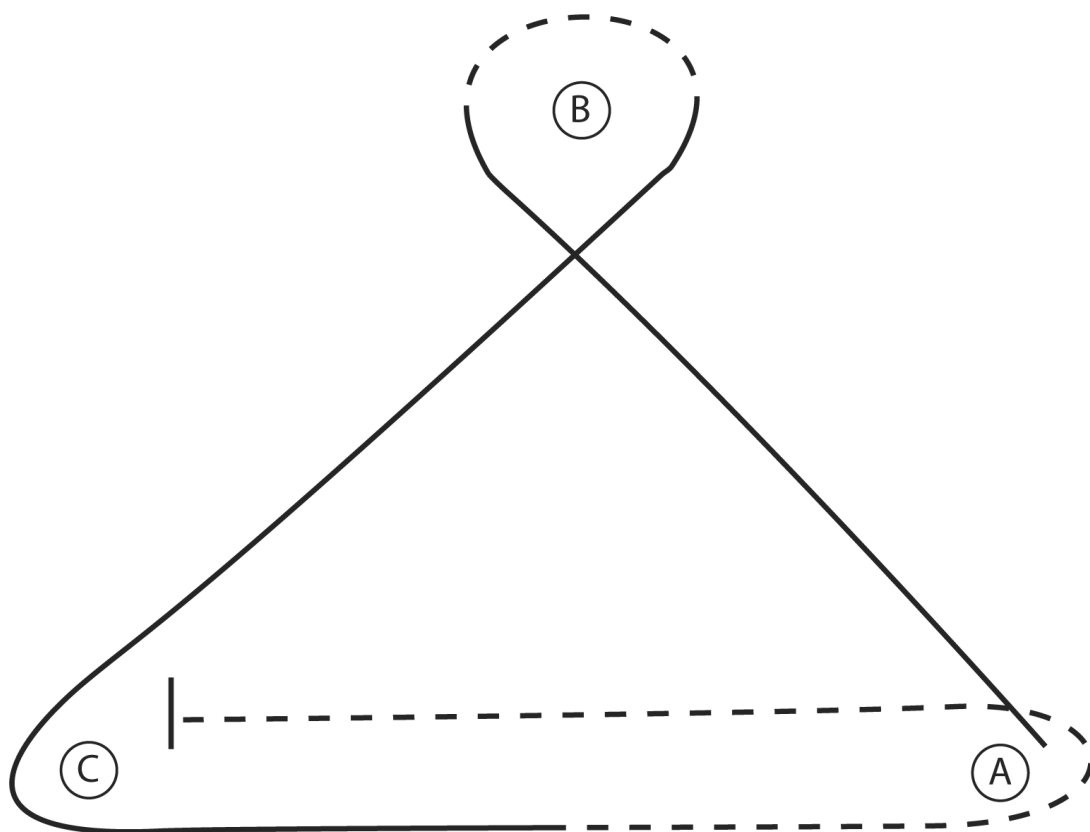
Pattern Provided by:
Johanna Vorraber

©2015 HorseShowPatterns.com. All Rights Reserved.

XII. Czech Spring Appaloosa Show 2015

Hunt Seat Equitation Youth (170)

Show Date: 30. - 31. May 2015



1. Cval na pravou nohu z A do B.
2. V B klus na správnou nohu kolem B.
3. V B cval na levou nohu okolo C a pokračovat směrem k A.
4. V půlce cesty A klus na pravou diagonálu okolo A a pokračovat k C.
5. V půlce cesty na C pracovní klus.
6. Zastavit v C.

Walk
Trot	-----
Extended Trot	- - - - -
Canter	—————
Leg Yield	
Lead Change	↘ ↙
Back	⤵ ⤵ ⤵
Marker	Ⓚ
Sidepass	← - - - - →

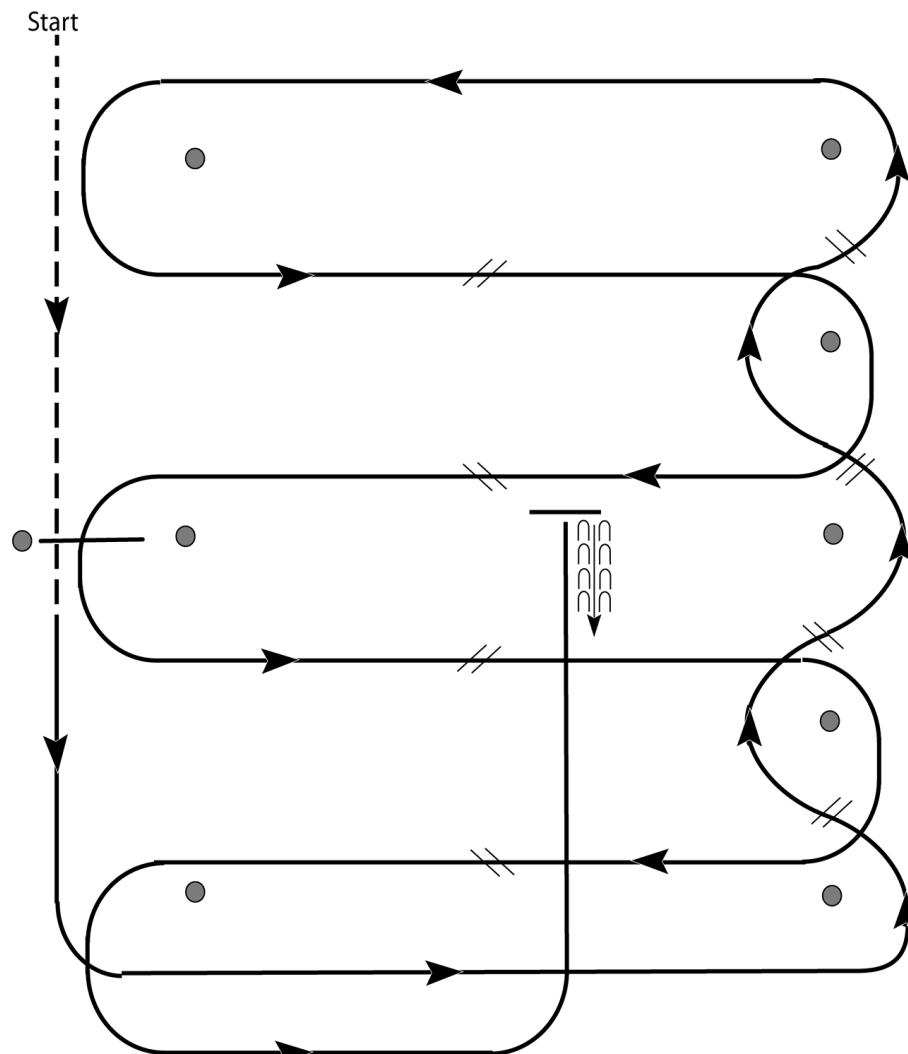
[HSE/2-4]

Pattern Provided by:
Johanna Vorraber

XII. Czech Spring Appaloosa Show 2015

Western Riding Youth (270)

Show Date: 30. - 31. May 2015



1. Krokem a klusem přes kládu.
2. Přejít do cvalu a cvalet okolo konce.
3. První lajna změna cvalu (přeskok)
4. Druhý přeskok.
5. Třetí přeskok.
6. Čtvrtý přeskok a cvalet podél konce arény.
7. První přeskok.
8. Drhý přeskok.
9. Cvalet přes kládu.
10. Třetí přeskok.
11. Čtvrtý přeskok.
12. Cval do středu, zastavit a zacouvat.

[WR/OP-1]

Pattern Provided by:
Johanna Vorraber

w w w . H o r s e S h o w P a t t e r n s . c o m

w w w . H o r s e S h o w P a t t e r n s . c o m

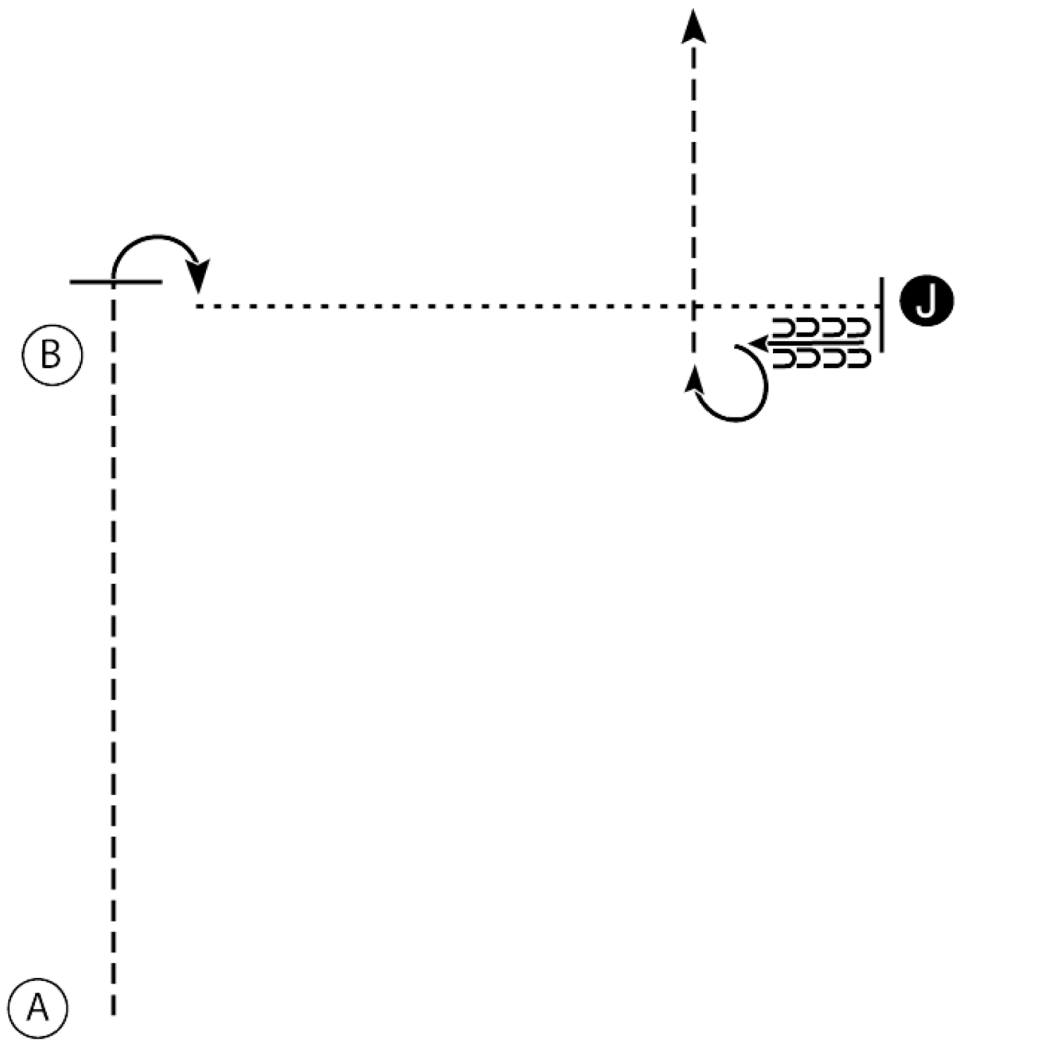
XII. Czech Spring Appaloosa Show 2015

Western Showmanship W/T (Youth 10 & under)

Show Date: 30. - 31. May 2015

w w w . H o r s e S h o w P a t t e r n s . c o m

w w w . H o r s e S h o w P a t t e r n s . c o m



1. Začátek v A. Klus z A do B.
2. Zastavit a obrat o 90°.
3. Krok k rozhodčí, zastavit a připravit na inspekci.
4. Zacouvat o jednu koňskou délku a obrat o 270°
5. Vyklusat rovně.

- Walk
Trot - - - - -
Back ← [Backward Arrows]
Marker (B)
Judge (J)

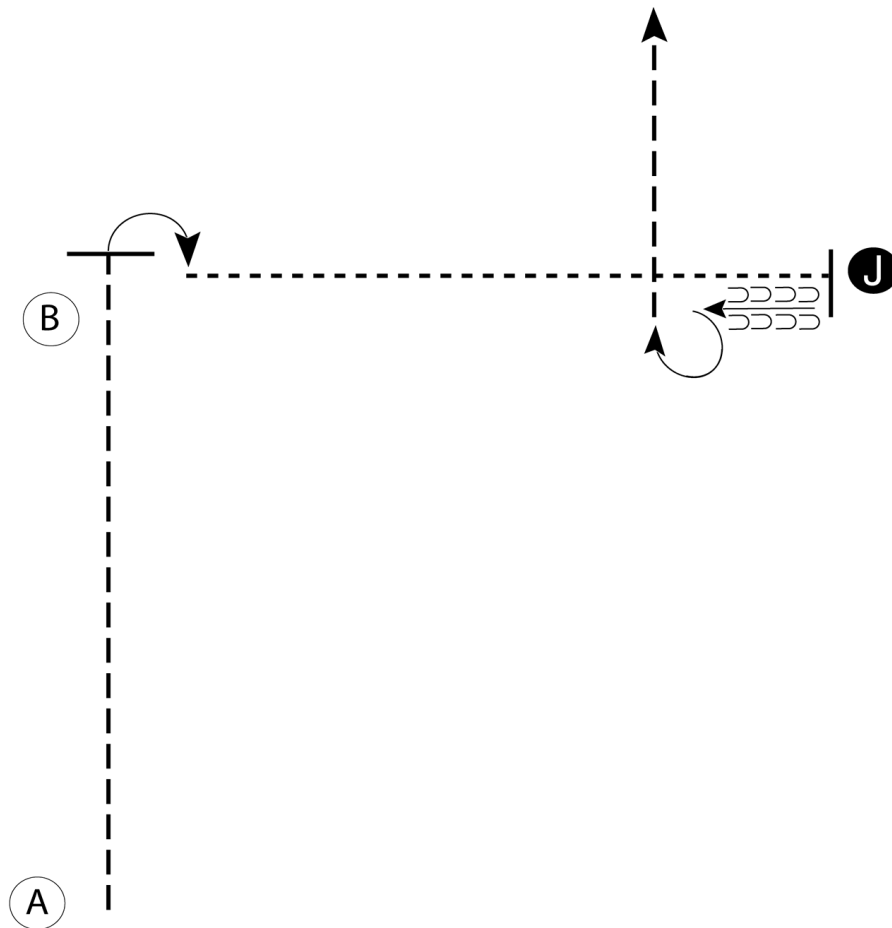
[S/WT-3]

Pattern Provided by:
Johanna Vorraber

XII. Czech Spring Appaloosa Show 2015

Novice Western Showmanship (18 & under 600)

Show Date: 30. - 31. May 2015



1. Začátek v A. Klus z A do B.
2. Zastavit a obrát o 90°.
3. Krok k rozhodčí, zastavit a připravit na inspekci.
4. Zacouvat o jednu koňskou délku a obrát o 270°
5. Vyklusat rovně.

Walk	-----
Trot	- - - - -
Back	← ↔ ↔
Marker	(B)
Judge	(J)

[S/1-14]

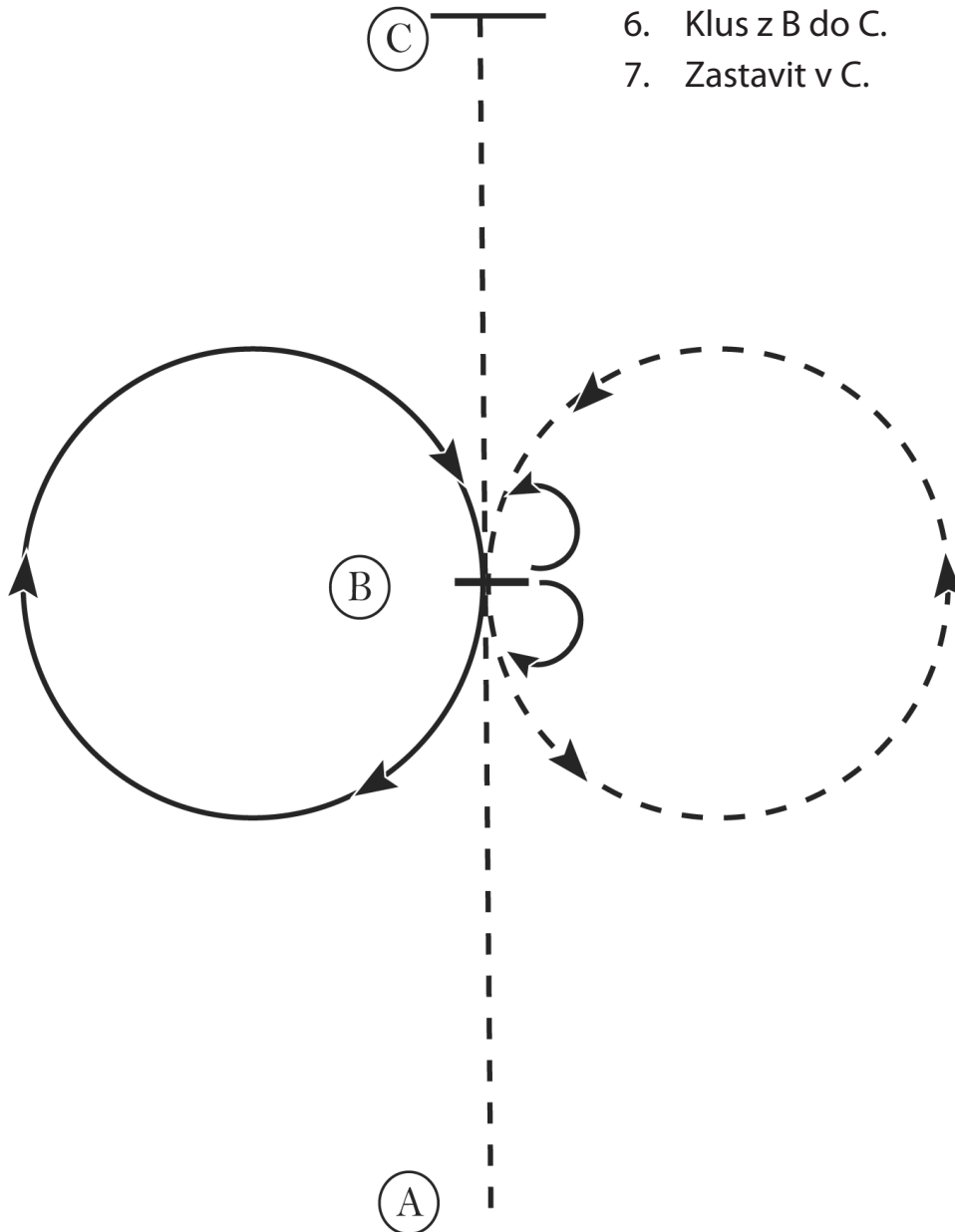
Pattern Provided by:
Johanna Vorraber

XII. Czech Spring Appaloosa Show 2015

Novice Western Horsemanship (Youth 18 & under 610)

Show Date: 30. - 31. May 2015

1. Klusem z A do B.
2. Zastavit v B a obrat o 180° doprava
3. Klusem kruh vlevo.
4. V B cval, kruh na pravou nohu.
5. V B zastavit a obrat 180° vlevo.
6. Klus z B do C.
7. Zastavit v C.



Walk
Jog	-----
Extended Jog	-----
Lope	—————
Leg Yield	
Lead Change	↘
Back	←←←←← ←←←←←
Marker	(B)
Sidepass	←-----←

[WH/1-10]

Pattern Provided by:
Johanna Vorraber

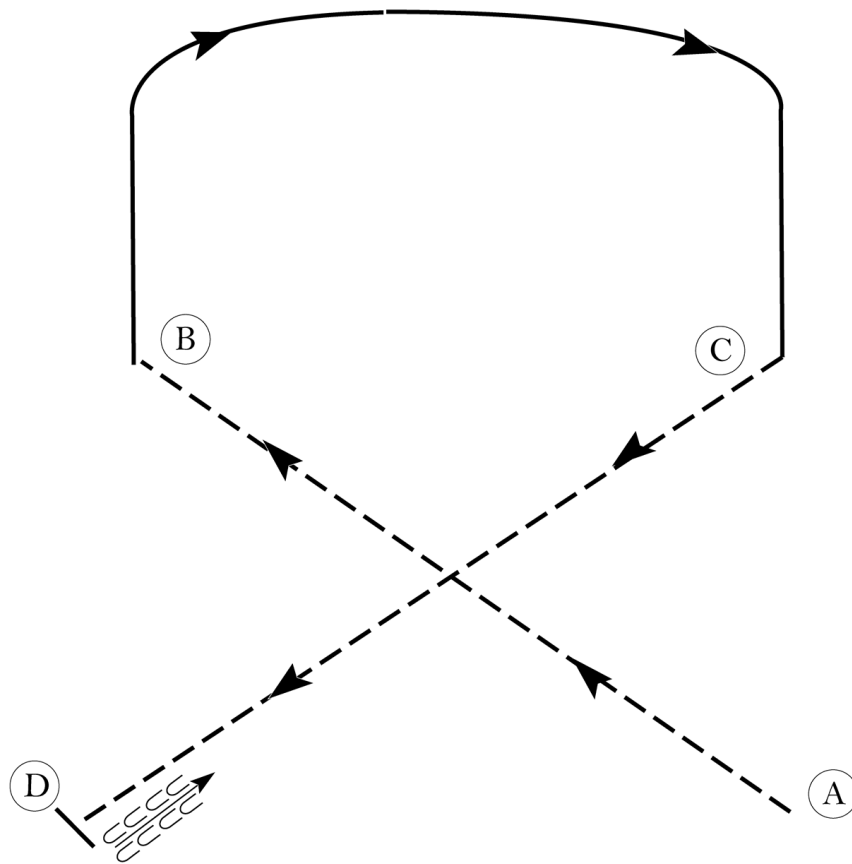
www.HorseShowPatterns.com

www.HorseShowPatterns.com

XII. Czech Spring Appaloosa Show 2015

Novice Hunt Seat Equitation (18 & under 620)

Show Date: 30. - 31. May 2015



Be ready at A.

Připraven v A

1. Klus na levou diagonálu do B.
2. Cval na pravou nohu do C.
3. V C klus, diagonála na pravou nohu do půlky cesty k D
4. Pracovní klus do D.
5. Zastavit v D a zacouvat o přibližně o jednu koňskou délku.

Odchod v pracovním klusu.

Walk	-----
Trot	- - - - -
Extended Trot	_____
Canter	—————
Leg Yield	
Lead Change	↙ ↘
Back	← ← ← ← ←
Marker	(B)
Sidepass	← ← ← ← ←
Hand Gallop	—————

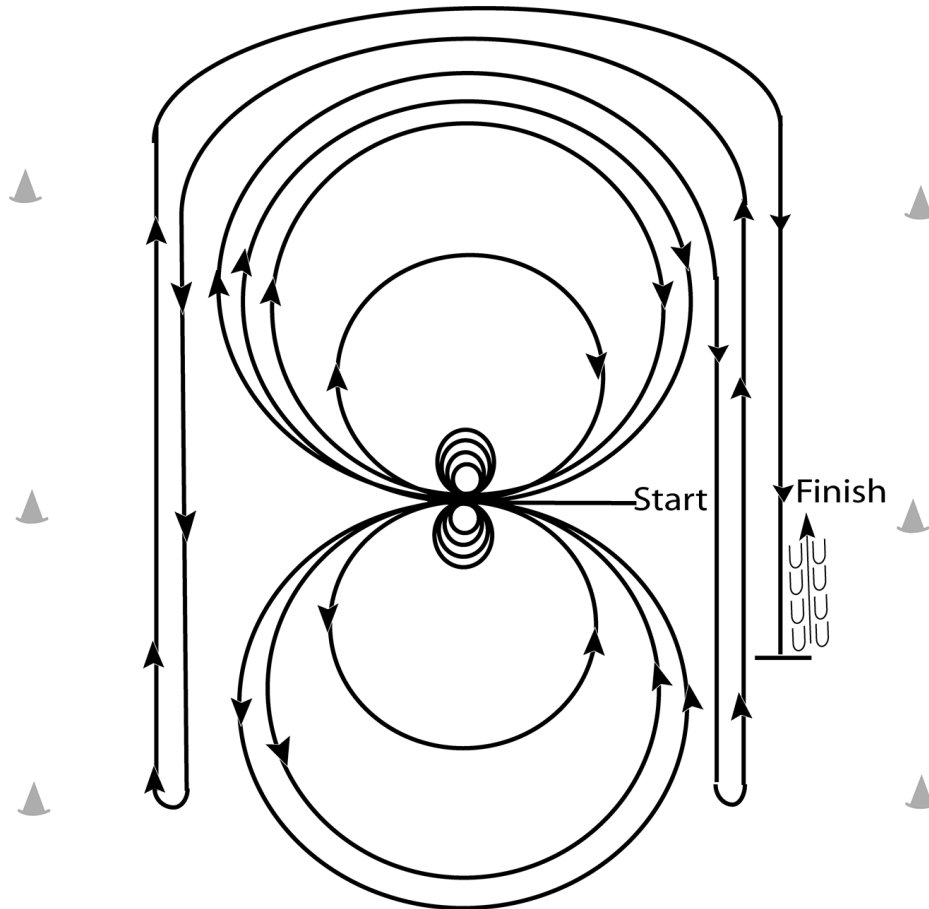
[HSE/1-23]

Pattern Provided by:
Johanna Vorraber

XII. Czech Spring Appaloosa Show 2015

REINING NONPRO / ALL BREEDS (370 NP)

Show Date: 30. - 31. May 2015



Horses may walk or trot to the center of the arena. Beginning at the center of the arena facing the left wall or fence.

1. Complete four spins to the left.
 2. Complete four spins to the right. Hesitate.
 3. Beginning on the right lead, complete three circles to the right: the first circle large and fast; the second circle small and slow; the third circle large and fast. Change leads at the center of the arena.
 4. Complete three circles to the left: the first circle large and fast; the second circle small and slow; the third circle large and fast. Change leads at the center of the arena.
 5. Begin a large fast circle to the right but do not close this circle. Run straight down the right side of the arena past the center marker and do a left rollback at least twenty feet (6.09m) from the wall or fence – no hesitation.
 6. Continue back around the previous circle but do not close this circle. Run down the left side of the arena past the center marker and do a right rollback at least twenty feet (6.09m) from the wall or fence – no hesitation.
 7. Continue back around the previous circle but do not close this circle. Run down the right side of the arena past the center marker and do a sliding stop at least twenty feet (6.09m) from the wall or fence. Back up at least ten feet (3m). Hesitate to demonstrate completion of the pattern.
- Rider may dismount and drop bridle to the designated judge.

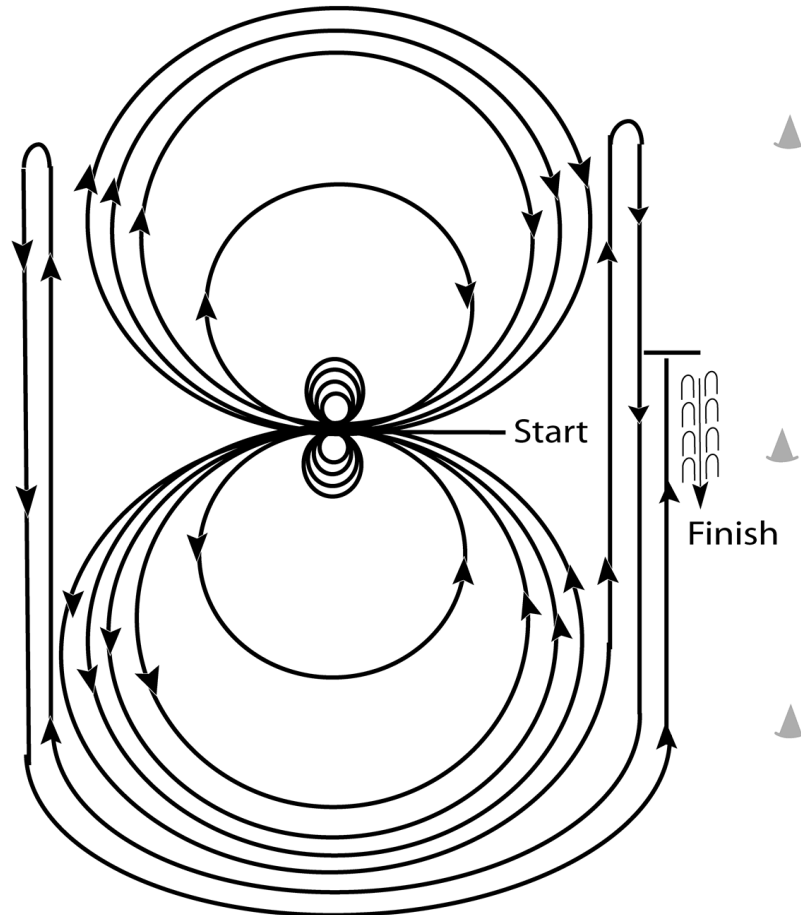
[R/NRHAP-8]

Pattern Provided by:
Johanna Vorraber

XII. Czech Spring Appaloosa Show 2015

Reining (Youth18 & under 190)

Show Date: 30. - 31.May 2015



Horses may walk or trot to the center of the arena. Beginning at the center of the arena facing the left wall or fence.

1. Beginning on the left lead, complete three circles to the left: the first two circles large and fast; the third circle small and slow. Stop at the center of the arena.
 2. Complete four spins to the left. Hesitate.
 3. Beginning on the right lead, complete three circles to the right: the first two circles large and fast; the third circle small and slow. Stop at the center of the arena.
 4. Complete four spins to the right. Hesitate.
 5. Beginning on the left lead, run a large fast circle to the left, change leads at the center of the arena, run a large fast circle to the right, and change leads at the center of the arena.
 6. Continue around previous circle to the left but do not close this circle. Run up the right side of the arena past the center marker and do a right rollback at least twenty feet (6.09m) from the wall or fence – no hesitation.
 7. Continue around previous circle but do not close this circle. Run up the left side of the arena past the center marker and do a left rollback at least twenty feet (6.09m) from the wall or fence – no hesitation.
 8. Continue back around previous circle but do not close this circle. Run up the right side of the arena past the center marker and do a sliding stop at least twenty feet (6.09m) from the wall or fence. Back up at least ten feet (3m). Hesitate to demonstrate completion of the pattern.
- Rider may dismount and drop bridle to the designated judge.

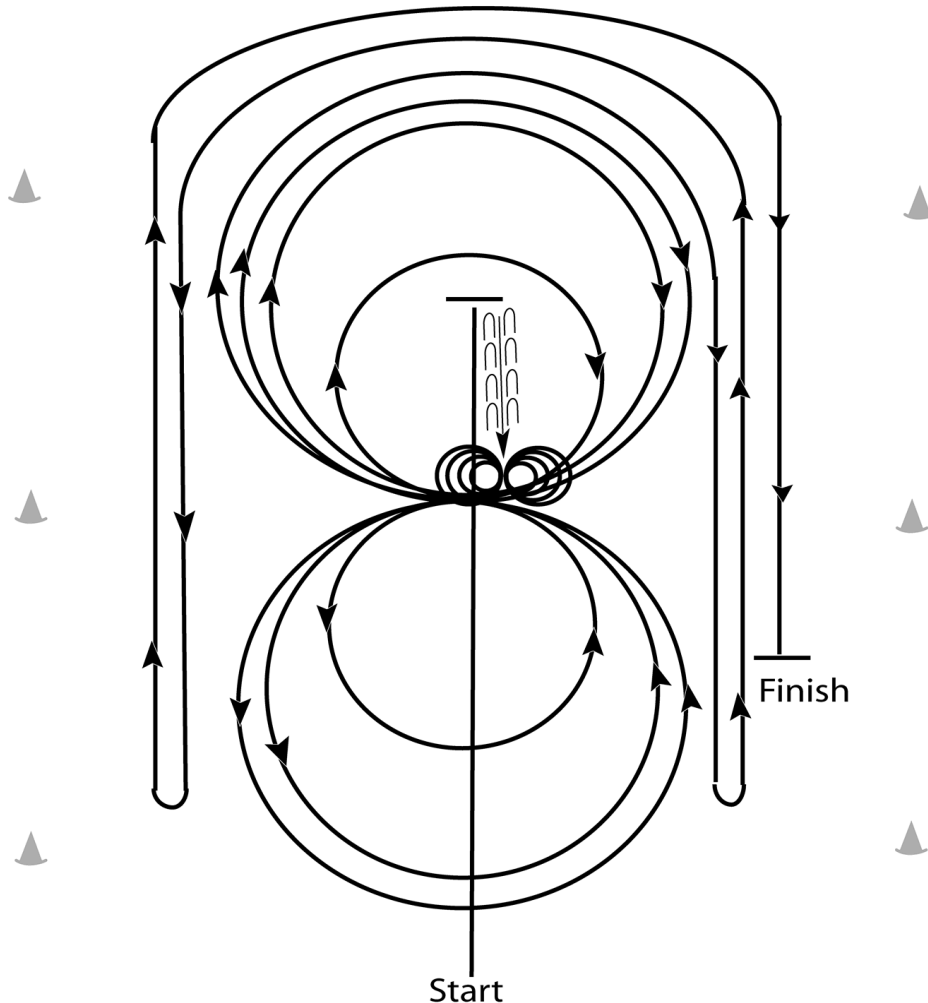
[R/NRHAP-5]

Pattern Provided by:
Johanna Vorraber

XII. Czech Spring Appaloosa Show 2015

Reining Open (340 O)

Show Date: 30. - 31. May 2015



1. Run past the center marker and do a sliding stop. Back up to the center of the arena or at least ten feet (3m). Hesitate.
 2. Complete four spins to the right.
 3. Complete four and one-quarter spins to the left so that the horse is facing the left wall or fence. Hesitate.
 4. Beginning on the right lead, complete three circles to the right: the first two circles large and fast, the third circle small and slow. Change leads at the center of the arena.
 5. Complete three circles to the left: the first circle small and slow, the next two circles large and fast. Change leads at the center of the arena.
 6. Begin a large fast circle to the right but do not close this circle. Run down the right side of the arena past the center marker and do a left rollback at least twenty feet (6.09m) from the wall or fence – no hesitation.
 7. Continue back around the previous circle but do not close this circle. Run down the left side of the arena past the center and do a right rollback at least twenty feet (6.09m) from the wall or fence – no hesitation.
 8. Continue back around previous circle but do not close this circle. Run down the right side of the arena past the center marker and do a sliding stop at least twenty feet (6.09m) from the wall or fence. Hesitate to demonstrate completion of pattern.
- Rider may dismount and drop bridle to the designated judge.

[R/NRHAP-10]

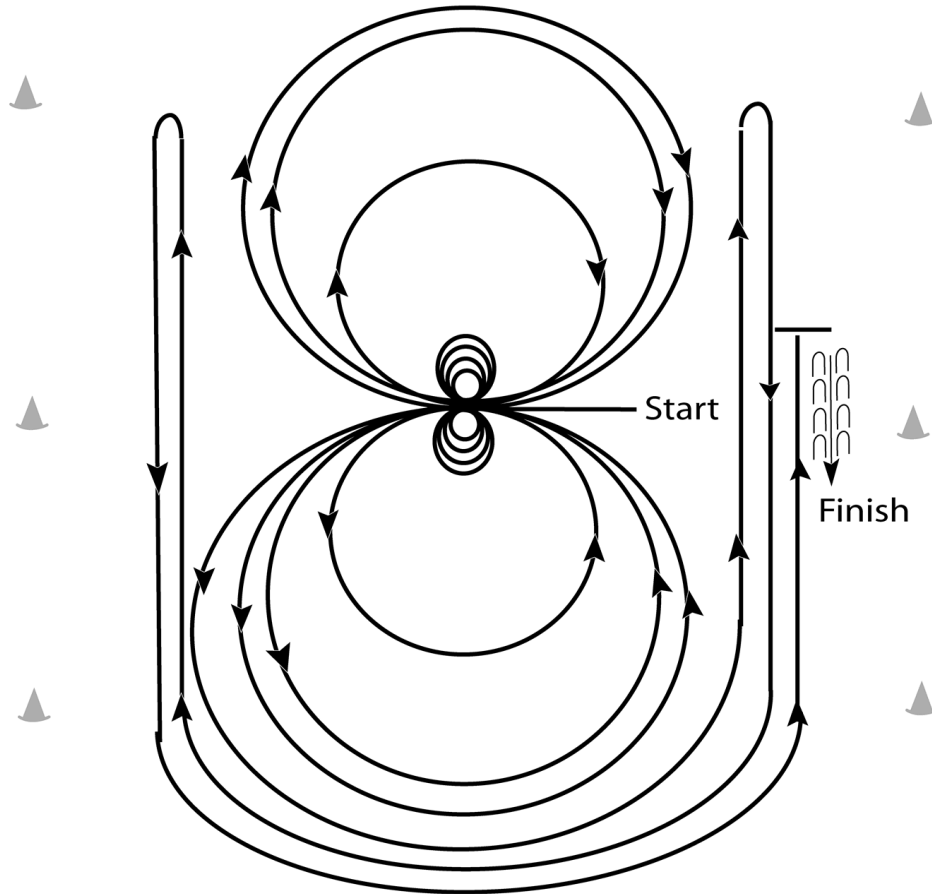
Pattern Provided by:

Johanna Vorraber

XII. Czech Spring Appaloosa Show 2015

Reining Open (Hackamore/Snaffle Bit)

Show Date: 30. - 31.May 2015



Horses may walk or trot to the center of the arena. Beginning at the center of the arena facing the left wall or fence.

1. Complete four spins to the right.
 2. Complete four spins to the left. Hesitate.
 3. Beginning on the left lead, complete three circles to the left: the first two circles large and fast; the third circle small and slow. Change leads at the center of the arena.
 4. Complete three circles to the right: the first two circles large and fast; the third circle small and slow. Change leads at the center of the arena.
 5. Begin a large, fast circle to the left but do not close this circle. Run up the right side of the arena past the center marker and do a right rollback at least twenty feet (6.09m) from the wall or fence – no hesitation.
 6. Continue back around previous circle but do not close this circle. Run up the left side of the arena past the center marker and do a left rollback at least twenty feet (6.09m) from the wall or fence – no hesitation.
 7. Continue back around previous circle but do not close this circle. Run up the right side of the arena past the center marker and do a sliding stop at least twenty feet (6.09m) from the wall or fence. Back up at least ten feet (3m). Hesitate to demonstrate the completion of the pattern.
- Rider may dismount and drop bridle to the designated judge.

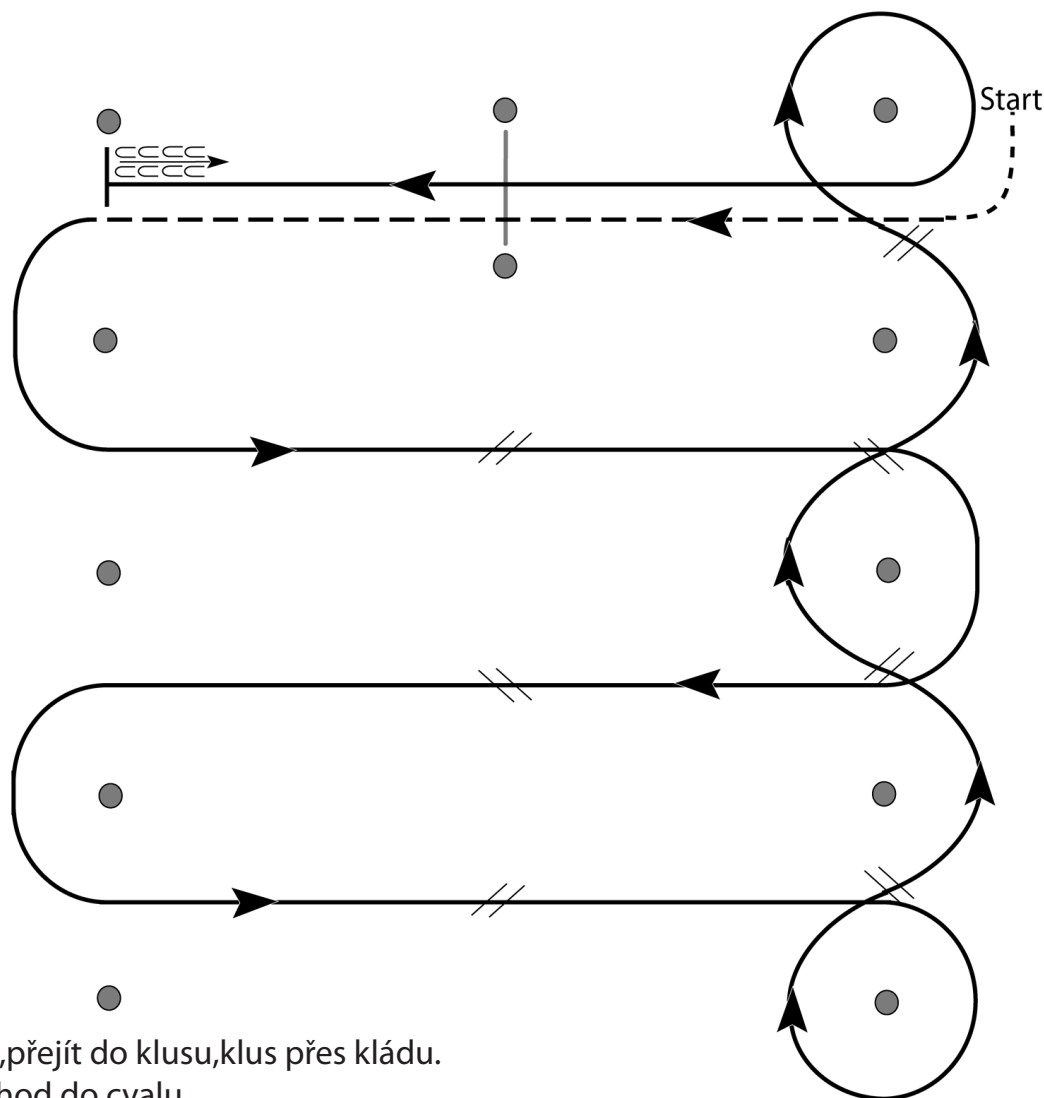
[R/NRHAP-6]

Pattern Provided by:
Johanna Vorraber

XII. Czech Spring Appaloosa Show 2015

WESTERN RIDING NONPRO / ALL BREEDS (340 NP)

Show Date: 30. - 31. May 2015



1. Krok, přejít do klusu, klus přes kládu.
2. Přejít do cvalu.
3. První přeskok.
4. Druhý přeskok.
5. Třetí přeskok.
6. Kruh okolo kužele, slalom, první přeskok.
7. Druhý přeskok.
8. Třetí přeskok.
9. Přeskok a kruh okolo kužele.
10. Cvalet přes kládu.
11. Cval, zastavit a zacouvat.

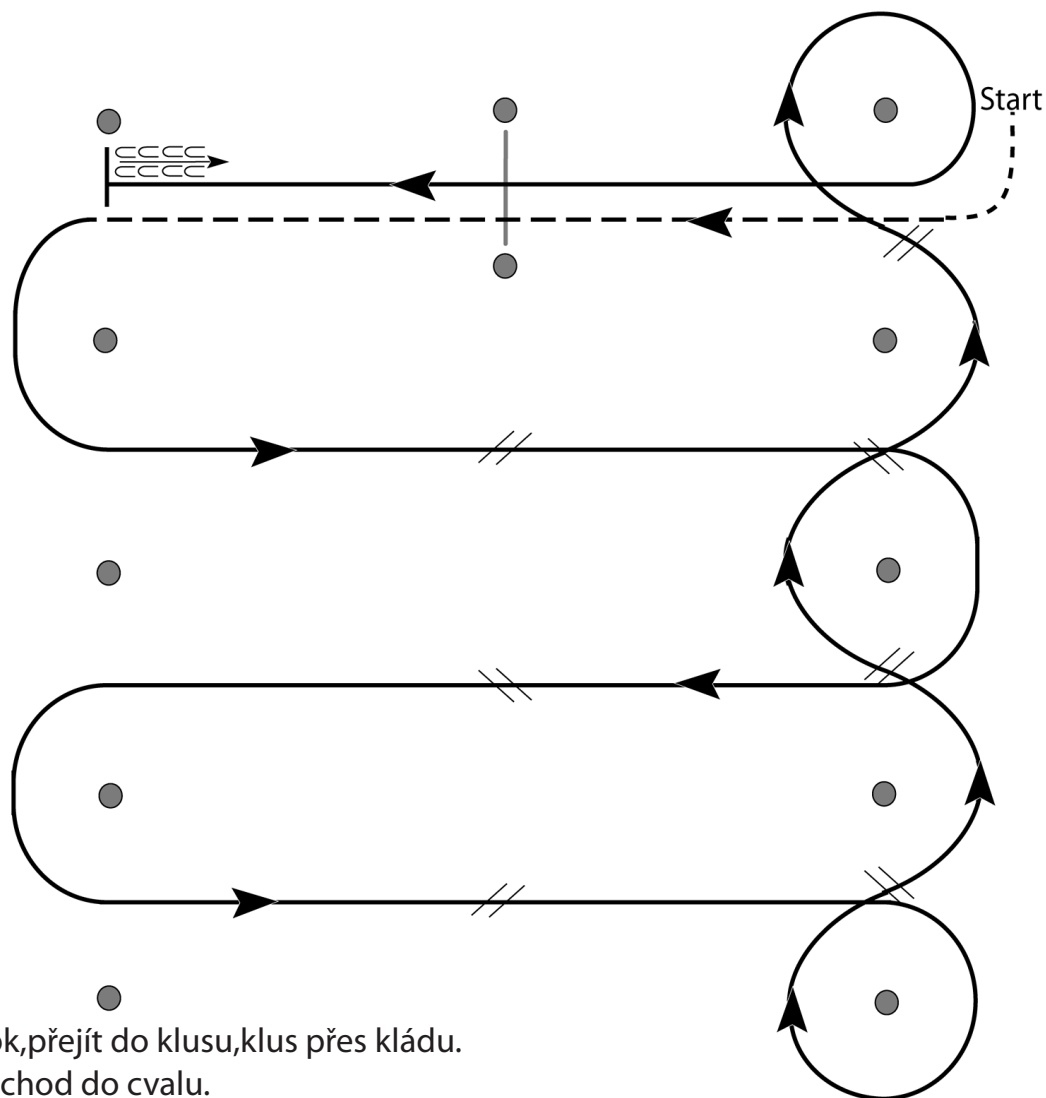
[WR/OP-2]

Pattern Provided by:
Johanna Vorraber

XII. Czech Spring Appaloosa Show 2015

Western Riding Open (360 O)

Show Date: 30. - 31. May 2015



1. Krok, přejít do klusu, klus přes kládu.
2. Přejít do cvalu.
3. První přeskok.
4. Druhý přeskok.
5. Třetí přeskok.
6. Kruh okolo kužele, slalom, první přeskok.
7. Druhý přeskok.
8. Třetí přeskok.
9. Přeskok a kruh okolo kužele.
10. Cvaletm přes kládu.
11. Cval, zastavit a zacouvat.

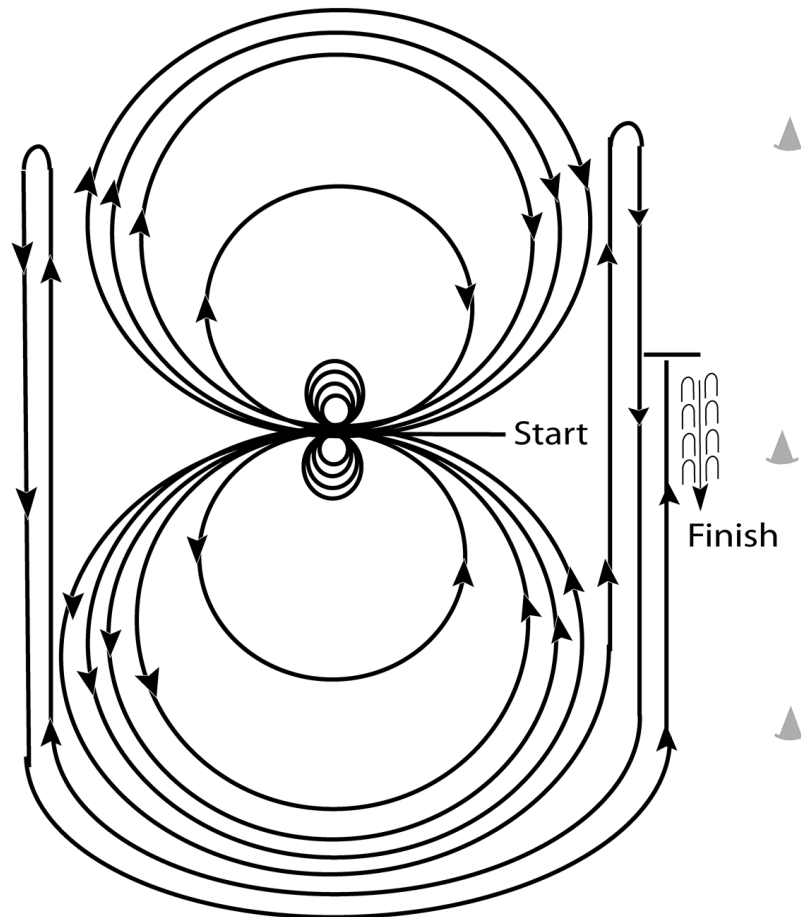
[WR/OP-2]

Pattern Provided by:
Johanna Vorraber

XII. Czech Spring Appaloosa Show 2015

Novice Reining (379 NP)

Show Date: 30. - 31. May 2015



Horses may walk or trot to the center of the arena. Beginning at the center of the arena facing the left wall or fence.

1. Beginning on the left lead, complete three circles to the left: the first two circles large and fast; the third circle small and slow. Stop at the center of the arena.
 2. Complete four spins to the left. Hesitate.
 3. Beginning on the right lead, complete three circles to the right: the first two circles large and fast; the third circle small and slow. Stop at the center of the arena.
 4. Complete four spins to the right. Hesitate.
 5. Beginning on the left lead, run a large fast circle to the left, change leads at the center of the arena, run a large fast circle to the right, and change leads at the center of the arena.
 6. Continue around previous circle to the left but do not close this circle. Run up the right side of the arena past the center marker and do a right rollback at least twenty feet (6.09m) from the wall or fence – no hesitation.
 7. Continue around previous circle but do not close this circle. Run up the left side of the arena past the center marker and do a left rollback at least twenty feet (6.09m) from the wall or fence – no hesitation.
 8. Continue back around previous circle but do not close this circle. Run up the right side of the arena past the center marker and do a sliding stop at least twenty feet (6.09m) from the wall or fence. Back up at least ten feet (3m). Hesitate to demonstrate completion of the pattern.
- Rider may dismount and drop bridle to the designated judge.

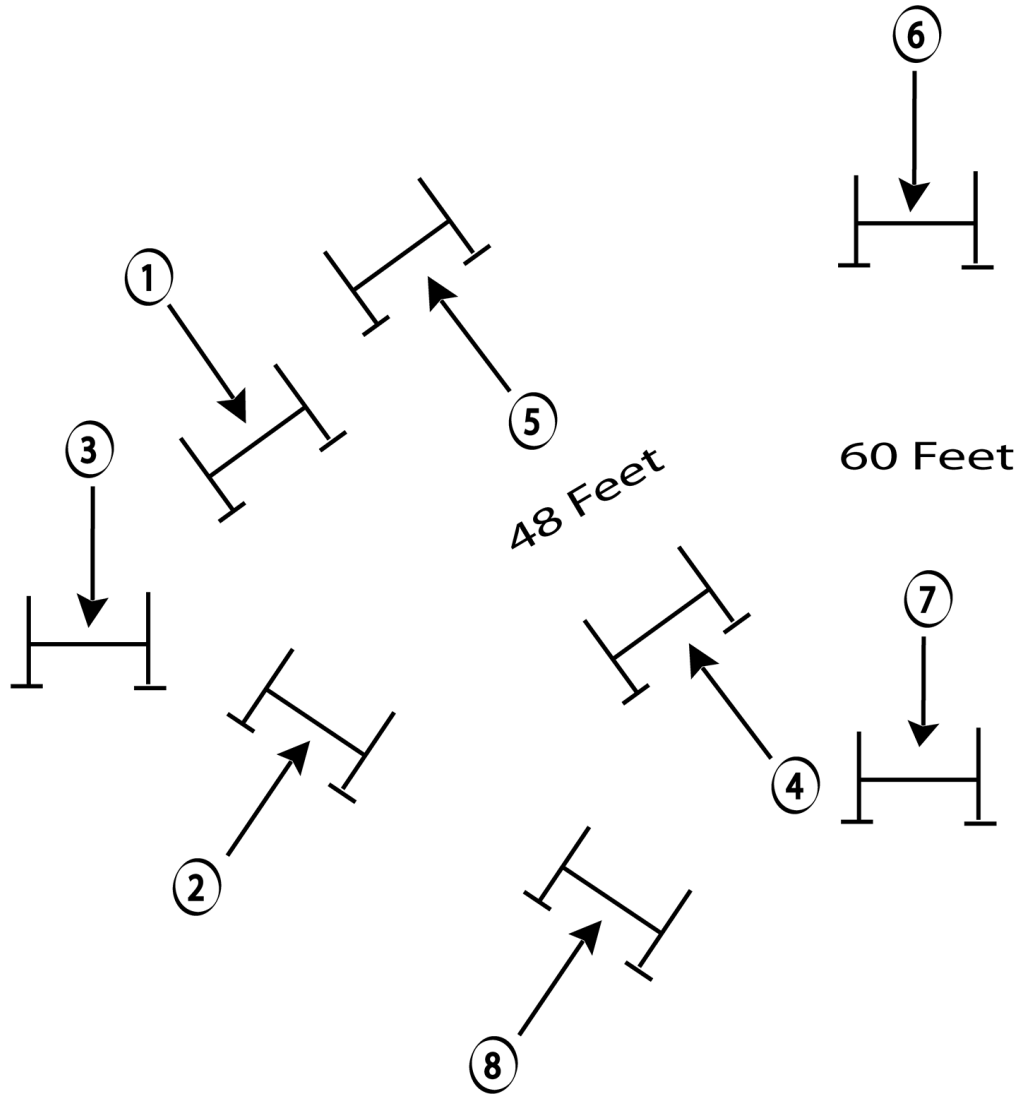
[R/NRHAP-5]

Pattern Provided by:
Johanna Vorraber

XII. Czech Spring Appaloosa Show 2015

Hunt Seat Equitation Over Fences (Youth 18 & under 170)

Show Date: 30. - 31. May 2015



[HSEOF/3]

Pattern Provided by:
Johanna Vorraber

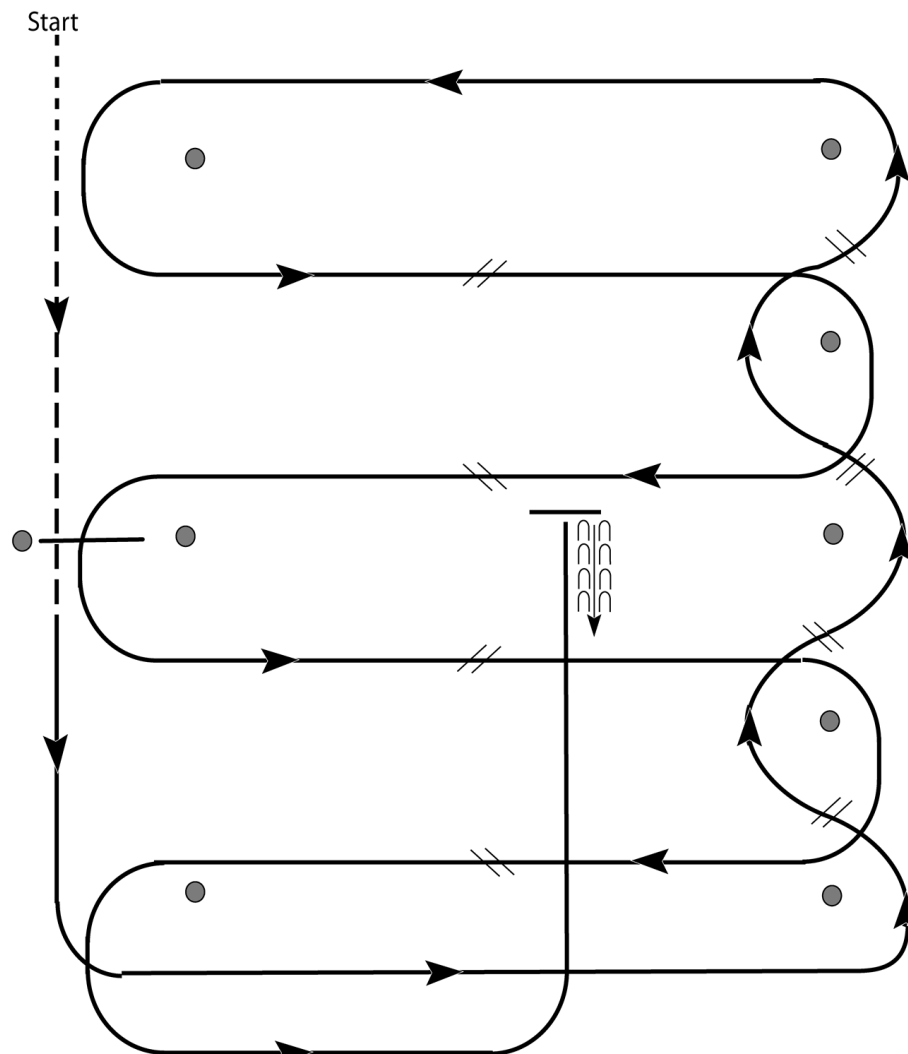
w w w . H o r s e S h o w P a t t e r n s . c o m

w w w . H o r s e S h o w P a t t e r n s . c o m

XII. Czech Spring Appaloosa Show 2015

Novice Western Riding (349 NP)

Show Date: 30. - 31. May 2015



1. Krokem a klusem přes kládu.
2. Přejít do cvalu a cvalet okolo konce.
3. První lajna změna cvalu (přeskok)
4. Druhý přeskok.
5. Třetí přeskok.
6. Čtvrtý přeskok a cvalet podél konce arény.
7. První přeskok.
8. Druhý přeskok.
9. Cvalet přes kládu.
10. Třetí přeskok.
11. Čtvrtý přeskok.
12. Cval do středu, zastavit a zacouvat.

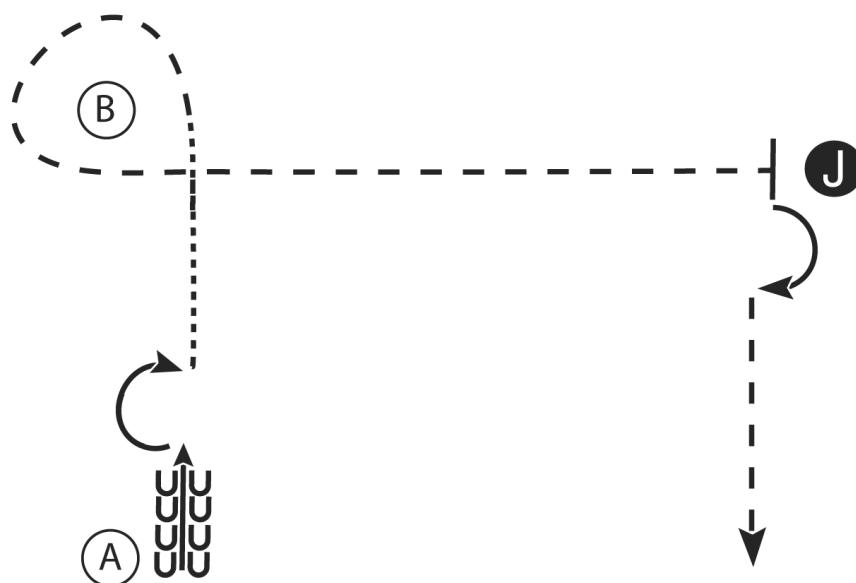
[WR/OP-1]

Pattern Provided by:
Johanna Vorraber

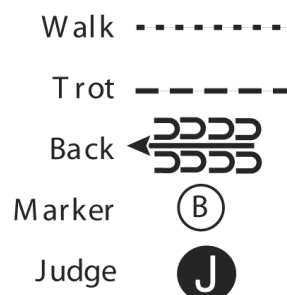
XII. Czech Spring Appaloosa Show 2015

English Showmanship (Youth 18 & under 120)

Show Date: 30. - 31. May 2015



1. V A zacouvat 4 kroky
2. Obrat 180°
3. Krok do B
4. V B klus okolo B a rovně k rozhodčí, provést inspekci.
5. Po té obrat 90° a klusem přímo od rozhodčí.



[S/2-1]

Pattern Provided by:
Johanna Vorraber

www.HorseShowPatterns.com

www.HorseShowPatterns.com

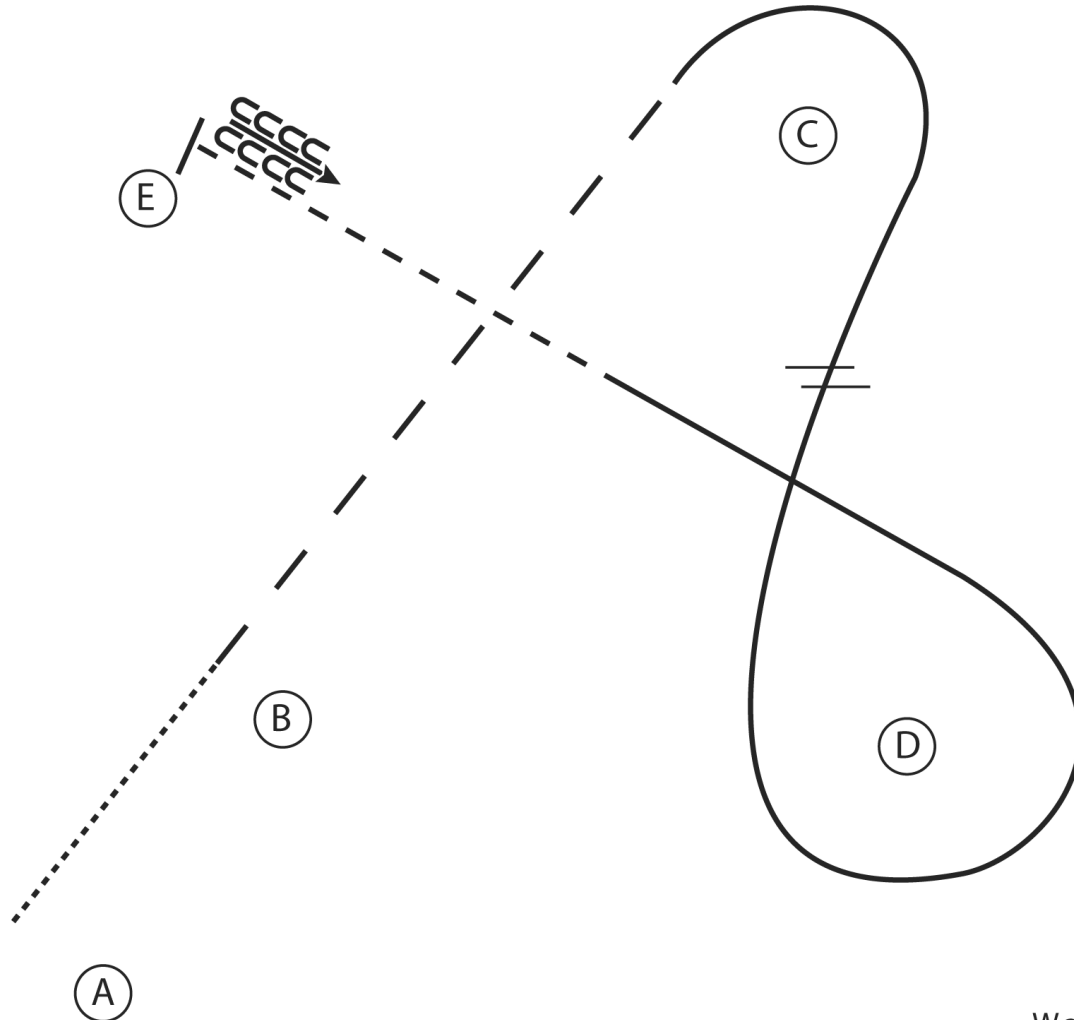
XII. Czech Spring Appaloosa Show 2015

Bareback Equitation (18 & under 130)

Show Date: 30. - 31. May 2015

www.HorseShowPatterns.com

www.HorseShowPatterns.com



1. Krok z A do B.
2. V B prodloužený klus do C.
3. V C cval, půl kruh okolo C na pravou nohu.
4. Mezi C a D jednoduchá změna cvalu.
5. Cval a kruh okolo D.
6. Mezi D a E přechod do klusu.
7. V E zastavit a zacouvat 4 kroky.

Walk
Jog	-----
Extended Jog	-----
Lope	—————
Leg Yield	
Lead Change	↘ ↙
Back	←←←← ←←←←
Marker	(B)
Sidepass	←←←←

[WH/2-11]

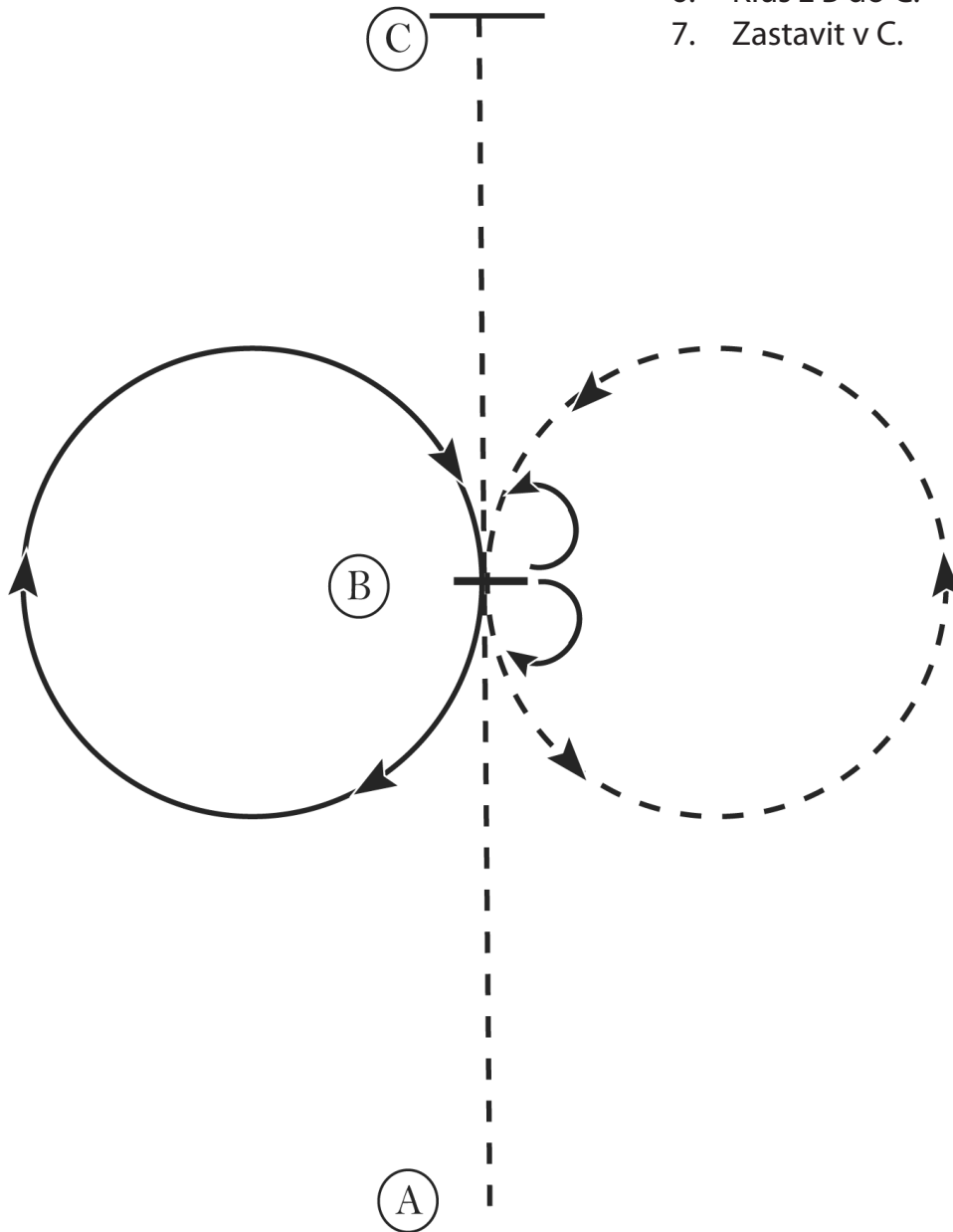
Pattern Provided by:
Johanna Vorraber

XII. Czech Spring Appaloosa Show 2015

Novice Bareback Horsemanship (369 NP)

Show Date: 30. - 31. May 2015

1. Klusem z A do B.
2. Zastavit v B a obrat o 180° doprava
3. Klusem kruh vlevo.
4. V B cval, kruh na pravou nohu.
5. V B zastavit a obrat 180° vlevo.
6. Klus z B do C.
7. Zastavit v C.



Walk
Jog	-----
Extended Jog	-----
Lope	—————
Leg Yield	
Lead Change	↘
Back	←←←←← ←←←←←
Marker	(B)
Sidepass	←-----→

[WH/1-10]

Pattern Provided by:
Johanna Vorraber

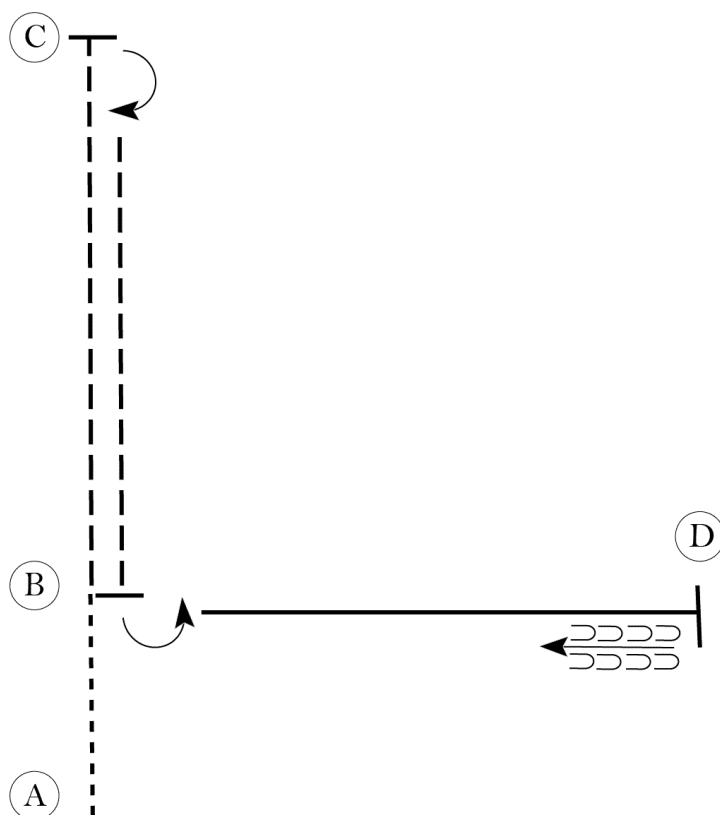
XII. Czech Spring Appaloosa Show 2015

Saddle Seat Equitation (18 & under 160)

Show Date: 30. - 31. May 2015

w w w . H o r s e S h o w P a t t e r n s . c o m

w w w . H o r s e S h o w P a t t e r n s . c o m



1. Krok z A do.
2. Klus na levou diagonálu do C.
3. V C zastavit a obrat v pravo.
4. Klus na pravou diagonálu do B.
5. V B zastavit a obrat vlevo.
6. Cval na pravou nohu do D.
7. V D zastavit a zacouvat 4 kroky.

Walk	-----
Trot	- - - - -
Extended Trot	-----
Canter	—————
Leg Yield	
Lead Change	↘
Back	←←←←←
Marker	Ⓚ
Sidepass	←-----→
Hand Gallop	—————

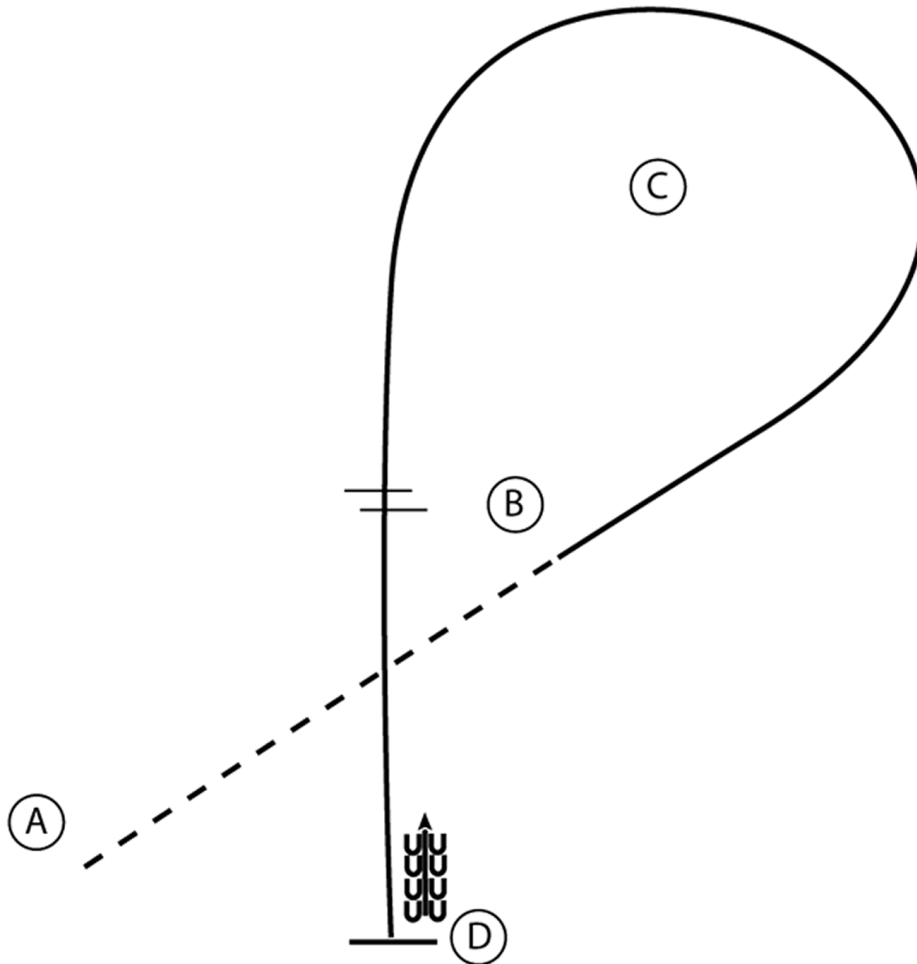
[SSE/20]

Pattern Provided by:
Johanna Vorraber

XII. Czech Spring Appaloosa Show 2015

Bareback Equitation (Youth 18 & under 130)

Show Date: 30. - 31. May 2015



1. Vysednout do klusu na pravou dyagonálu z A do B.
2. V B cval na pravou nohu okolo C do B.
3. V B provést jednoduchou změnu cvalu a pokračovat do D.
4. V D zastavit a couvnout o jednu koňskou délku.

Walk
Trot	-----
Extended Trot	-----
Canter	—————
Leg Yield	
Lead Change	—/—
Back	←←←←← ←←←←←
Marker	⊙ (B)
Sidepass	←←←←←

[HSE/2-9]

Pattern Provided by:
Johanna Vorraber

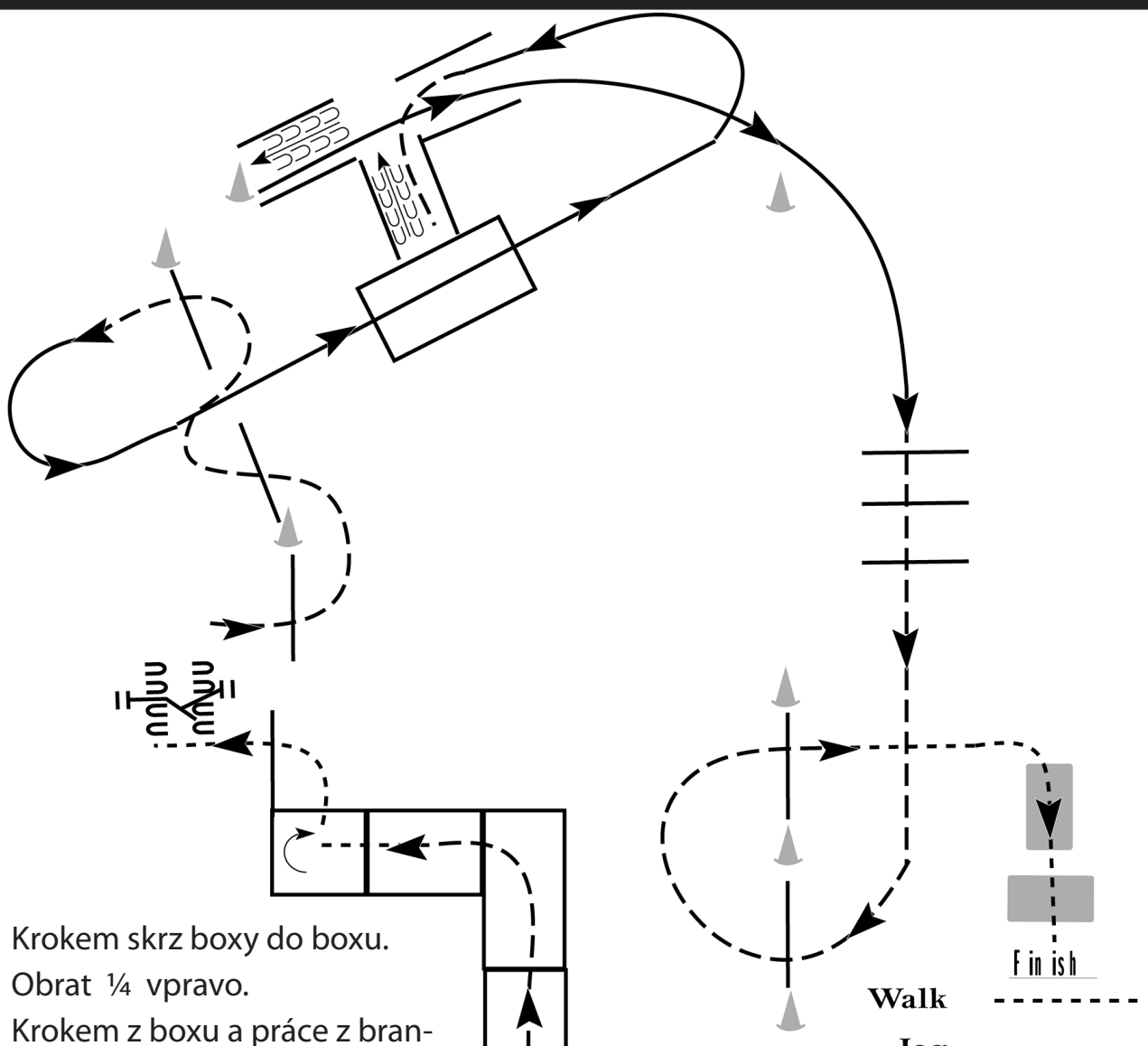
XII. Czech Spring Appaloosa Show 2015

Novice Trail (359 NP)

Show Date: 30. - 31. May 2015

www.HorseShowPatterns.com

www.HorseShowPatterns.com



1. Krokem skrz boxy do boxu.
2. Obrat 1/4 vpravo.
3. Krokem z boxu a práce z bran- kou.
4. Klus přes kavalety.
5. Cval na levou nohu přes překáž- ky a uvnitř klus a couvat do L.
6. Cval na pravou nohu přes překážky.
7. Klus přes kavalety.
8. Cval na pravou nohu přes kavalety
9. Krokem přes můstky do cíle

Walk	-----
Jog	-----
Extended Jog	-----
Lope	-----
Leg Yield	+++++
Lead Change	-----
Back	←←←←
Marker	(B)
Sidepass	←-----←

[T/1-18]

Pattern Provided by:
Johanna Vorraber