

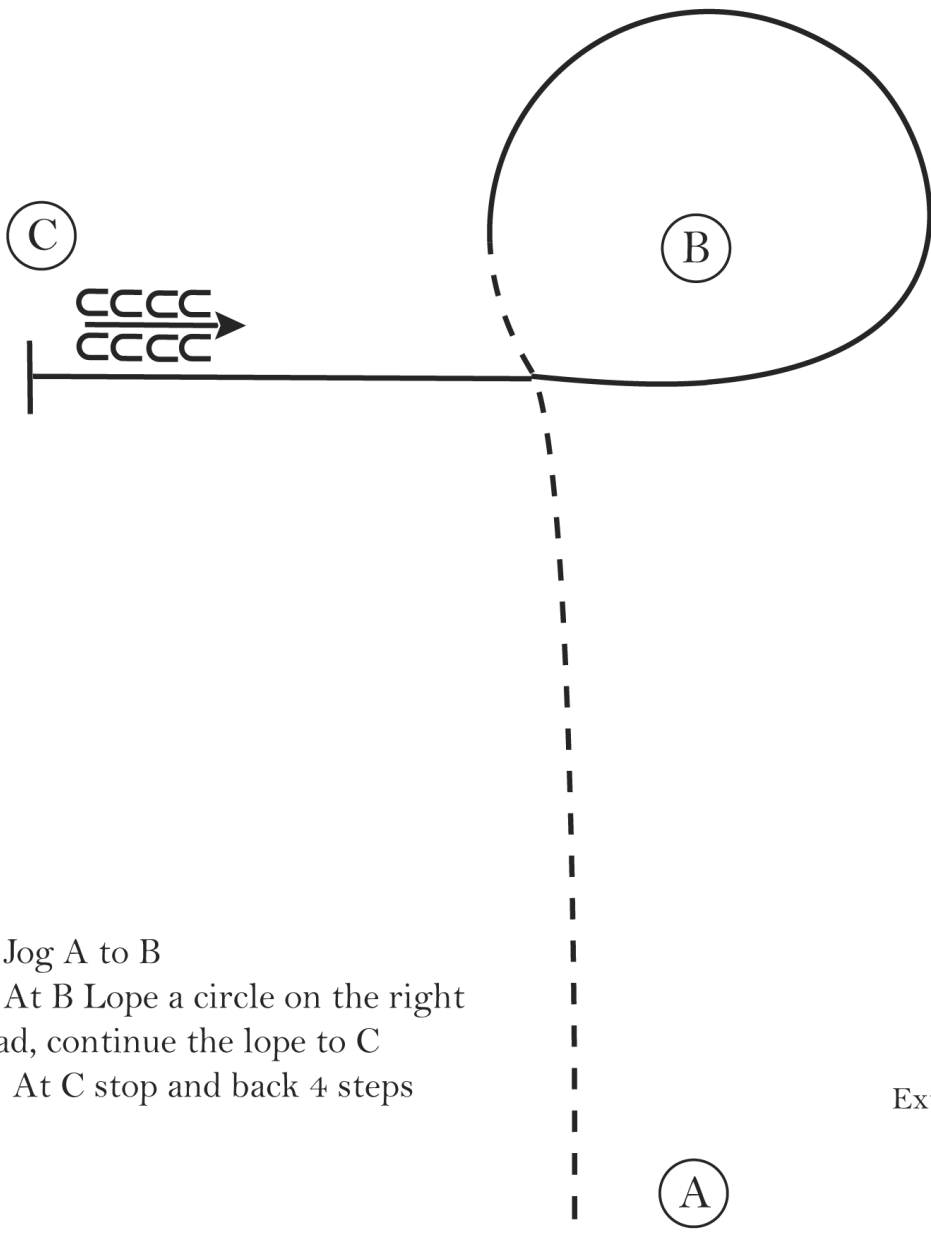
XIV. Czech Appalossa Show 2016

Bareback Horsemanship (18 & under youth / 19 & over non pro novice)

Show Date: 16. - 17. July

w w w . H o r s e S h o w P a t t e r n s . c o m

w w w . H o r s e S h o w P a t t e r n s . c o m



1. Jog A to B
2. At B Lope a circle on the right lead, continue the lope to C
4. At C stop and back 4 steps

Walk
Jog	-----
Extended Jog	- - - - -
Lope	—————
Leg Yield	
Lead Change	↙ ↘
Back	← C C C C C C C C
Marker	⊙ B
Sidepass	← - - - - ←

[WH/1-7]

Pattern Provided by:
Show management

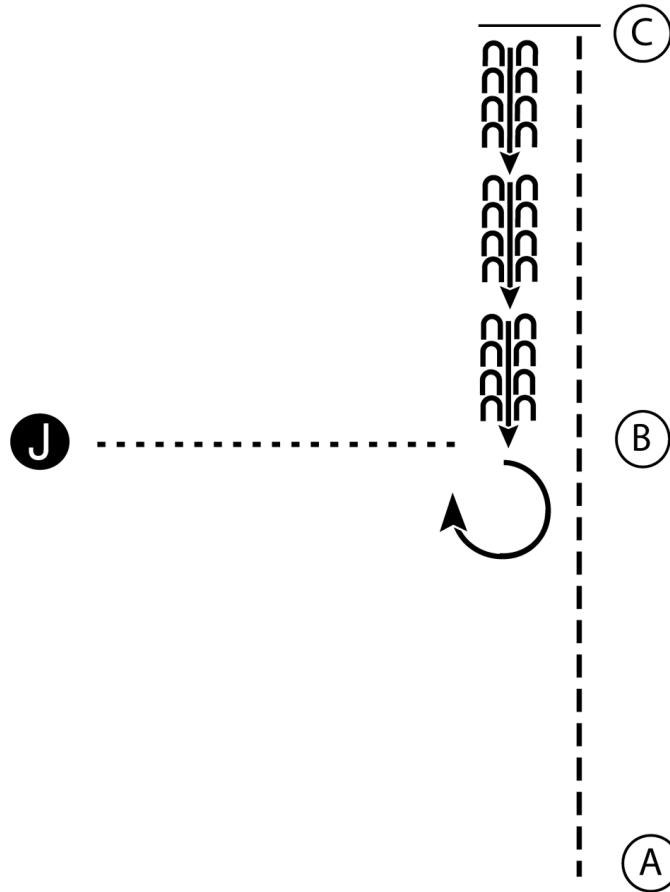
XIV. Czech Appalossa Show 2016

W. Showmanship (Youth / 19 & over Non Pro)


Show Date: 16. - 17. July

w w w . H o r s e S h o w P a t t e r n s . c o m

w w w . H o r s e S h o w P a t t e r n s . c o m



1. Trot from A to C.
2. Stop at C.
3. Back to B.
4. Perform a 270 degree turn.
5. Walk to the judge and set up for inspection.
6. When dismissed walk to line-up.

Walk
Trot - - - - -
Back ← 
Marker (B)
Judge (J)

[S/1-3]

Pattern Provided by:
Show management

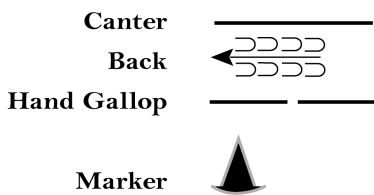
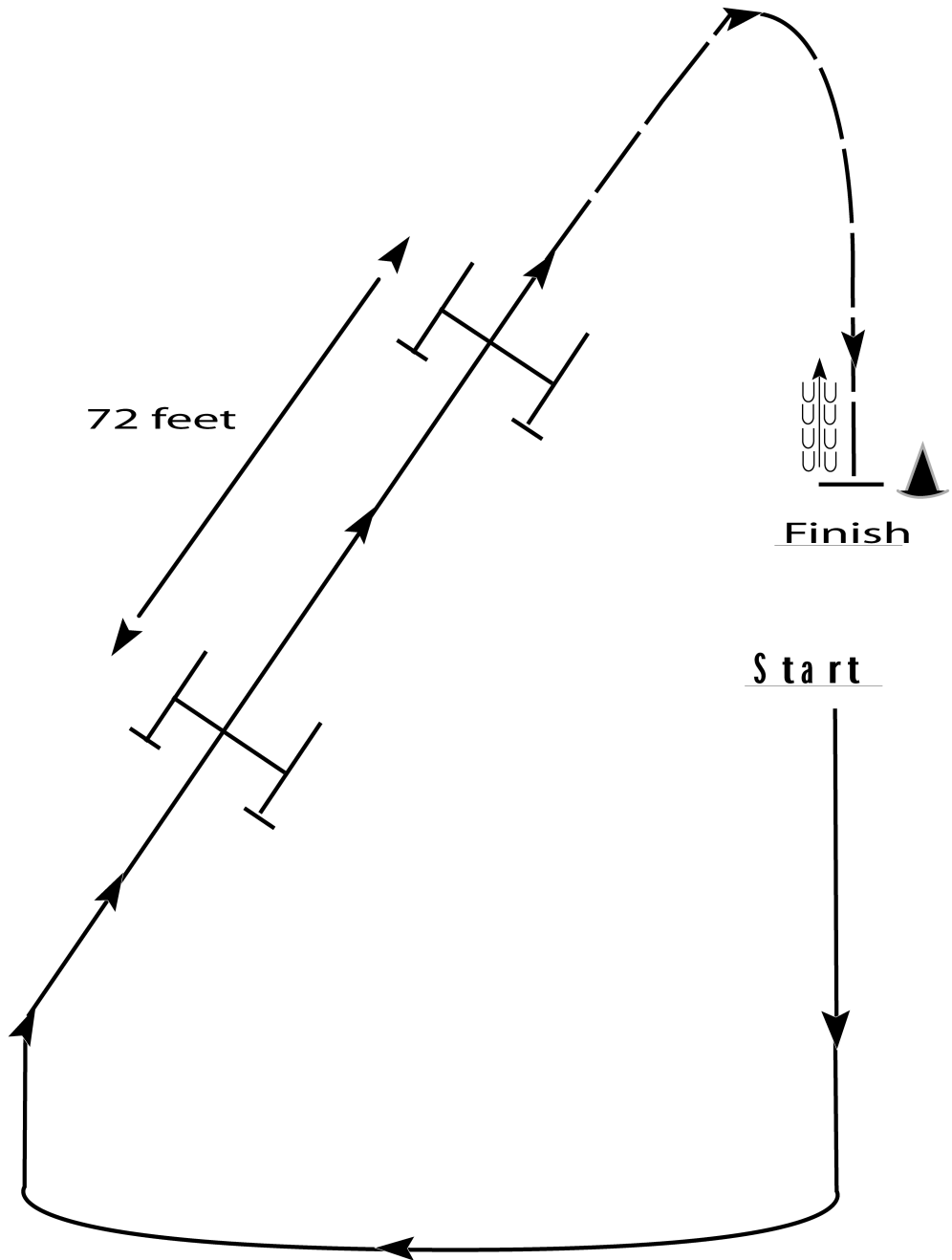
XIV. Czech Appalossa Show 2016

Hunter Hack (All classes)

Show Date: 16. - 17. July

www.HorseShowPatterns.com

www.HorseShowPatterns.com



1. Fences are set approximately 72 feet apart.
2. After 2nd fence, hand gallop to marker and stop. Back approximately one horse length.
3. Drop your reins to signify completion.

[HH/72-10]

Pattern Provided by:
Show management

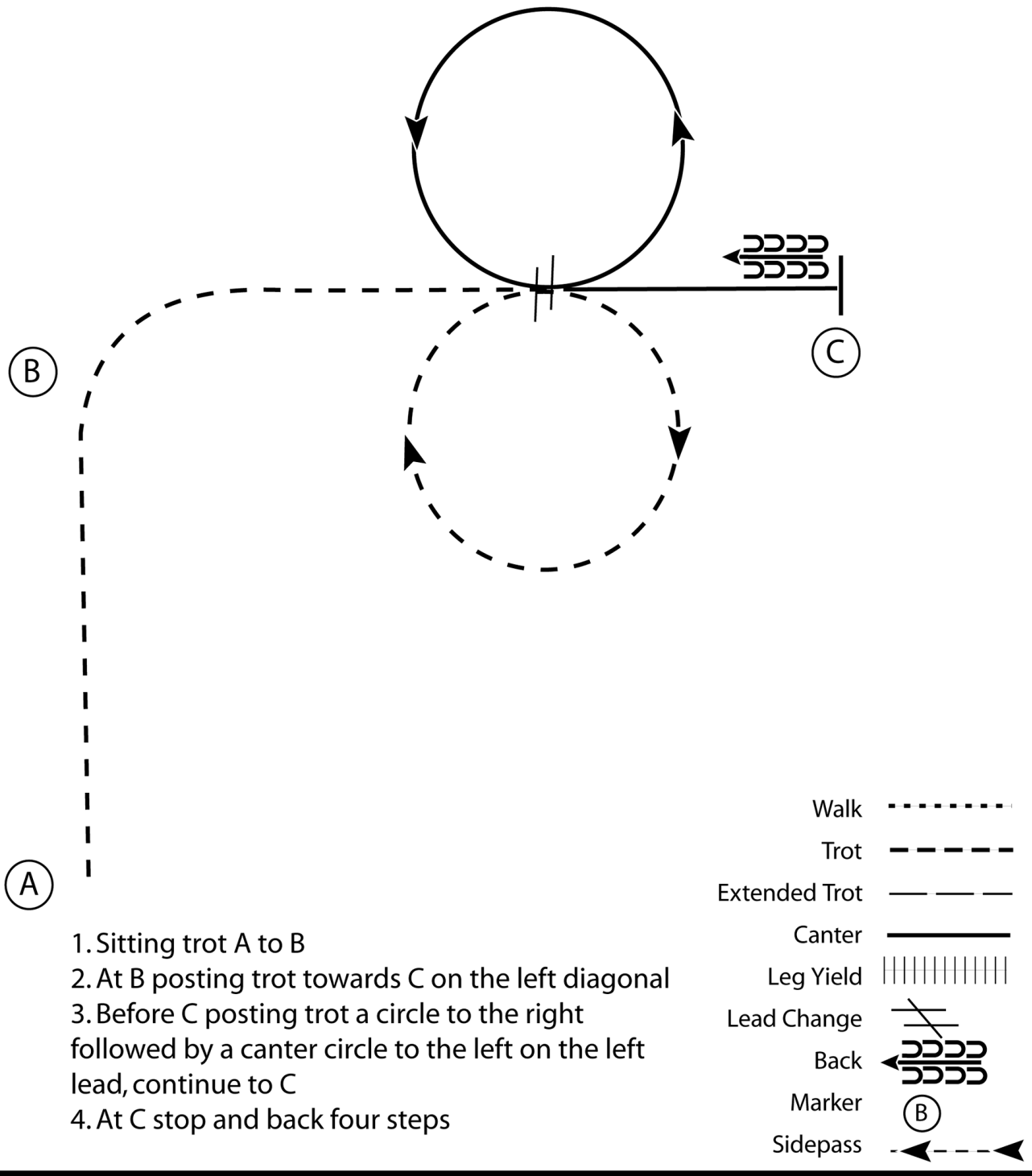
XIV. Czech Appalossa Show 2016

unt Seat Equitation (18 & under youth / 19 & over non pro / All Breeds)

Show Date: 16. - 17. July

w w w . H o r s e S h o w P a t t e r n s . c o m

w w w . H o r s e S h o w P a t t e r n s . c o m



[HSE/1-10]

Pattern Provided by:
Show management

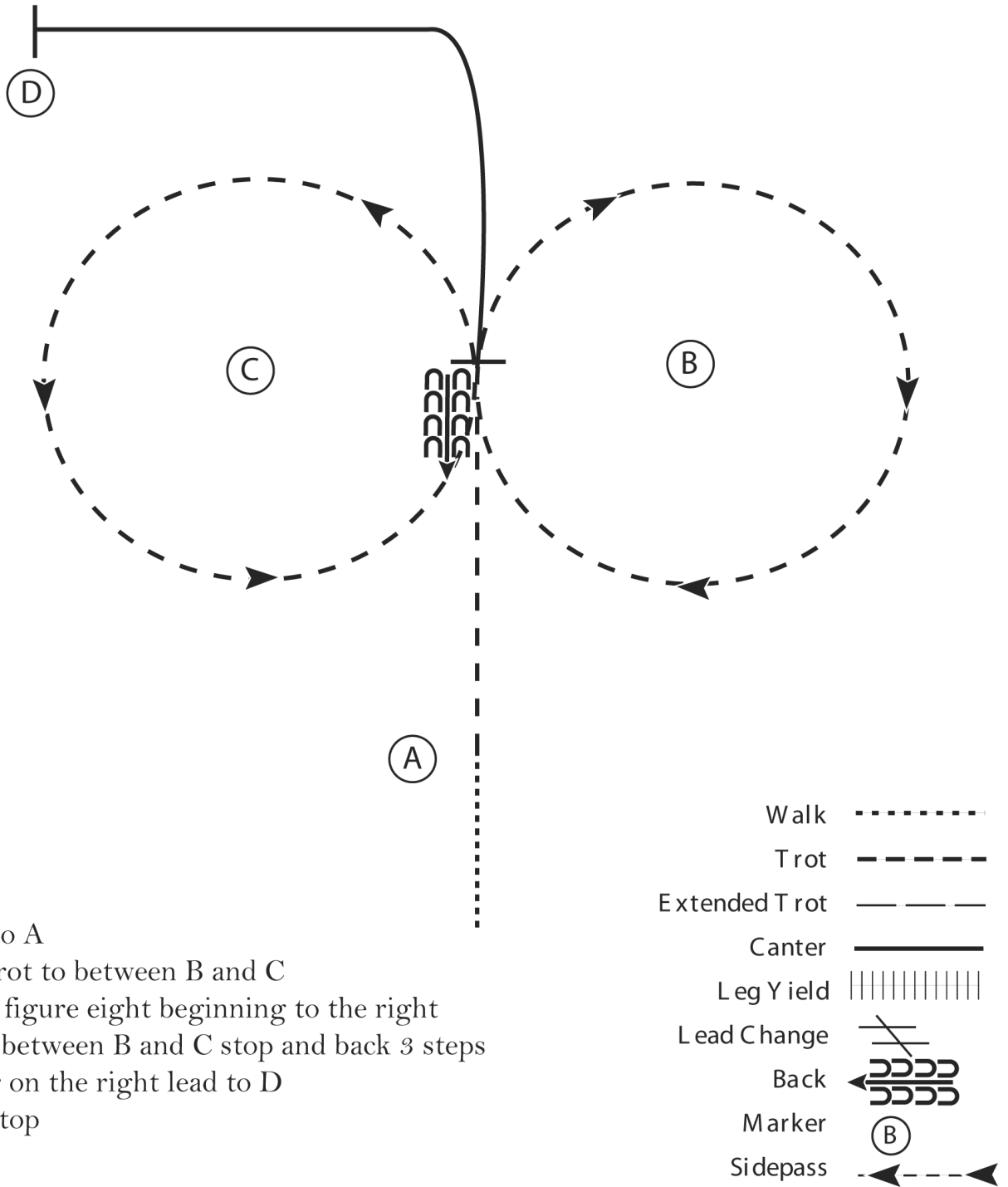
XIV. Czech Appalossa Show 2016

Hunt Seat Equitation (18 & under Youth Novice / Non Pro Novice)

Show Date: 16. - 17. July

w w w . H o r s e S h o w P a t t e r n s . c o m

w w w . H o r s e S h o w P a t t e r n s . c o m



1. Walk to A
2. At A trot to between B and C
3. Trot a figure eight beginning to the right
4. When between B and C stop and back 3 steps
5. Canter on the right lead to D
6. At D stop

Walk
Trot	-----
Extended Trot	- - - - -
Canter	—————
Leg Yield	
Lead Change	///
Back	←←←
Marker	(B)
Sidepass	←- - - ->

[HSE/1-4]

Pattern Provided by:
Show management

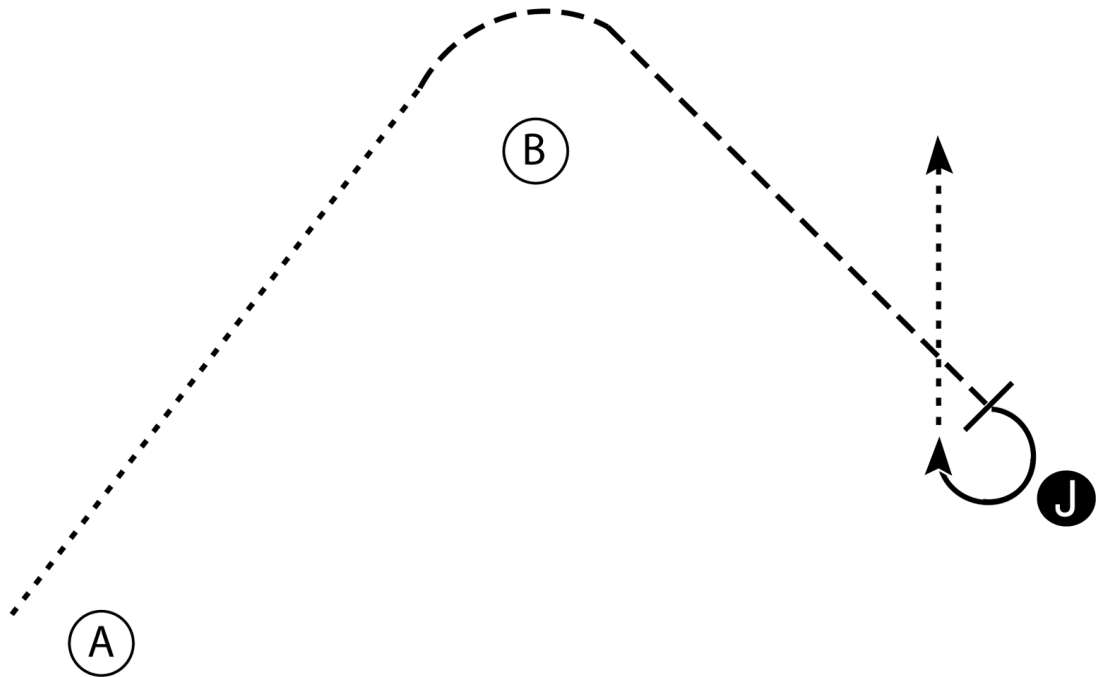
XIV. Czech Appalossa Show 2016

English Shwomanship (18 & under youth)


Show Date: 16. - 17. July

w w w . H o r s e S h o w P a t t e r n s . c o m

w w w . H o r s e S h o w P a t t e r n s . c o m



1. Walk from A to B.
2. Trot from B to the Judge.
3. Stop and set up for inspection.
4. When dismissed perform a 270 degree turn and walk straight away from the Judge.

Walk
Trot - - - - -
Back ← 
Marker (B)
Judge (J)

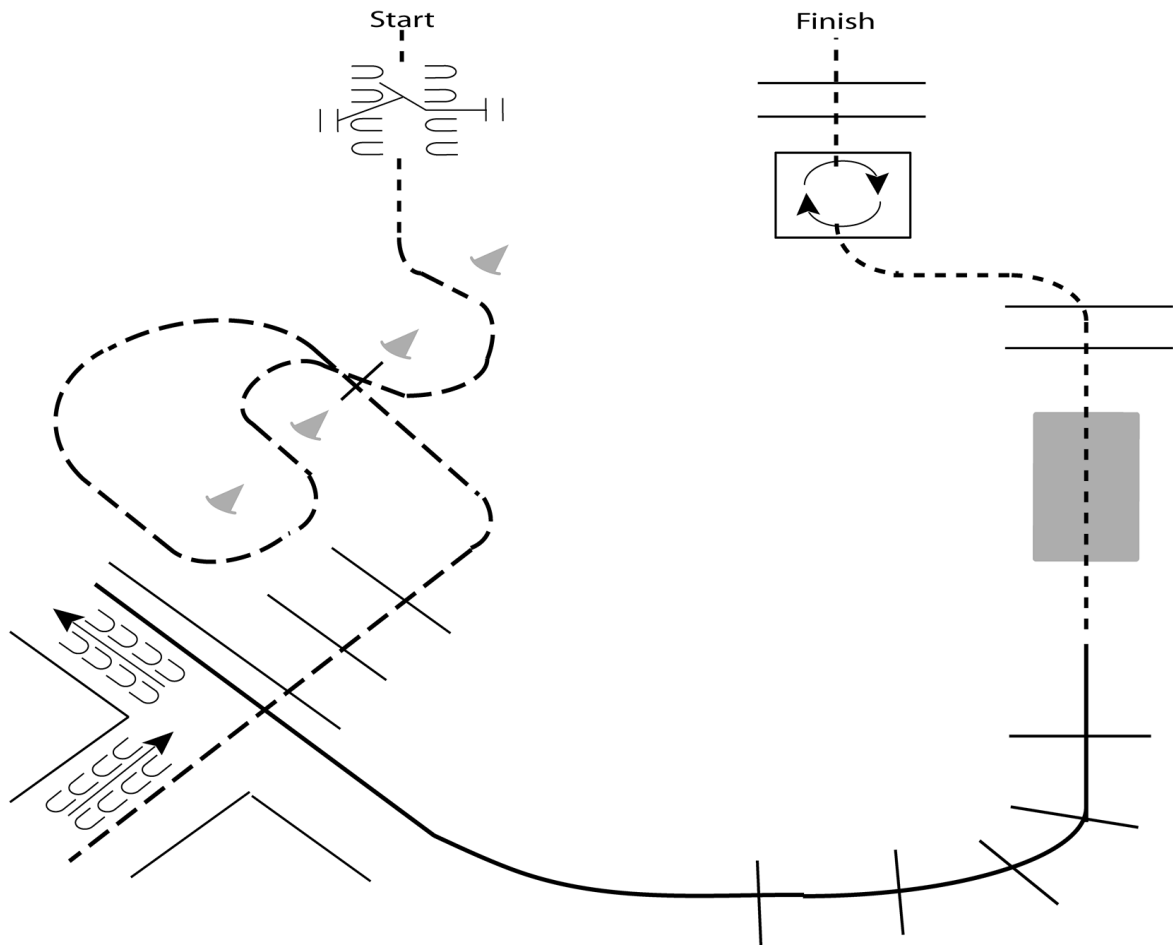
[S/1-12]

Pattern Provided by:
Show management

XIV. Czech Appalossa Show 2016

Trail (All breeds)

Show Date: 16. - 17. July



1. Walk to and work gate.
2. Jog through cones, over pole and into chute.
3. Back the L.
4. Lope on the left lead over poles to bridge.
5. Walk over bridge and elevated poles.
6. Walk into box and perform a 360 degree turn to the right.
7. Walk out of box and over elevated poles to finish.

Walk	-----
Jog	- - - - -
Extended Jog	- - - - -
Lope	—————
Leg Yield	
Lead Change	—/—
Back	←←←←←
Marker	Ⓚ
Sidepass	←-----→

[T/2-4]

Pattern Provided by:
Show management

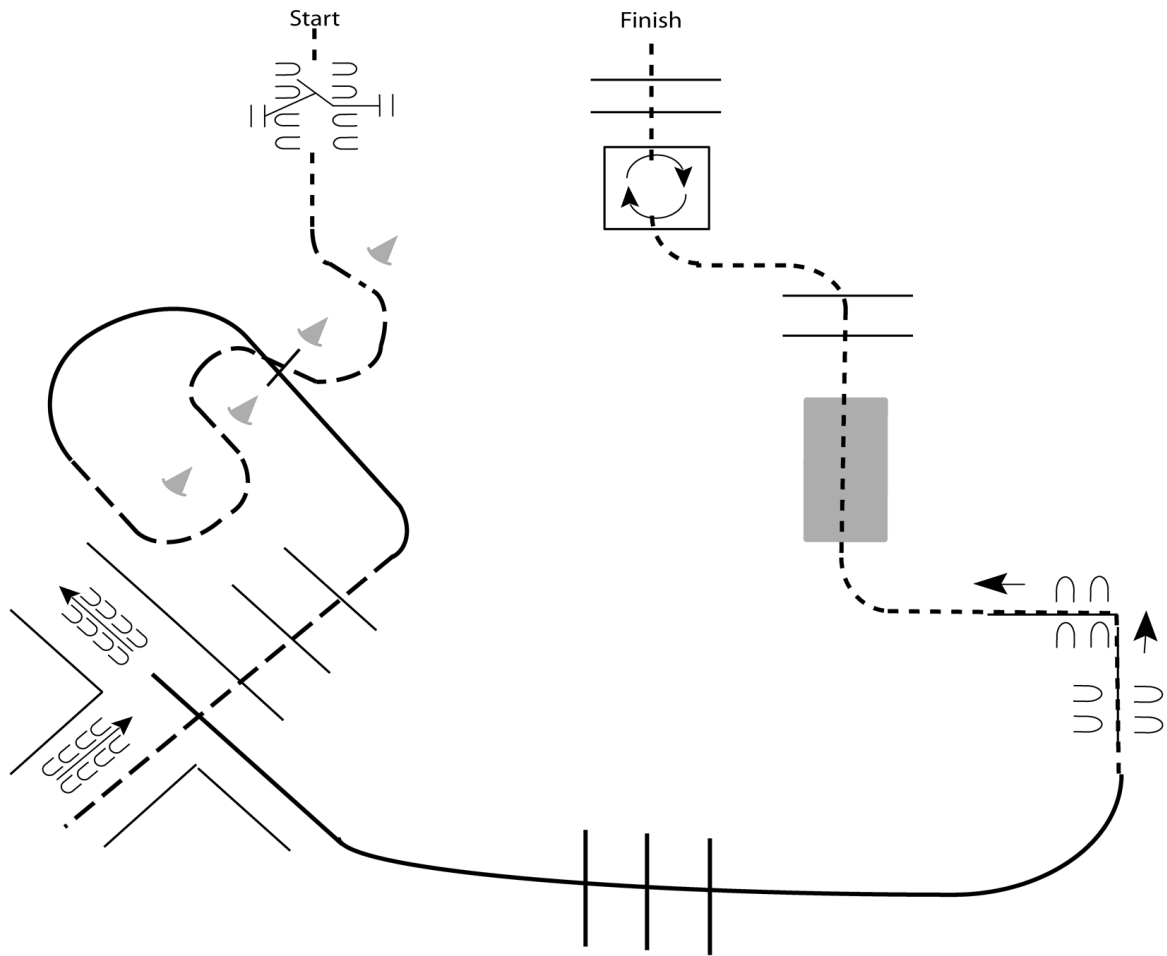
www.HorseShowPatterns.com

www.HorseShowPatterns.com

XIV. Czech Appalossa Show 2016

Trail (19 & over non pro / All ages open)

Show Date: 16. - 17. July



Begin at Start.

1. Walk to and work gate.
2. Jog through cones.
3. Lope right lead to poles.
4. Jog over poles into chute.
5. Back the L.
6. Lope left lead over poles.
7. Side pass left over poles.
8. Walk over bridge, poles and into box.
9. Perform a 360 degree turn to the right, walk out of box and over poles to finish.

Walk	-----
Jog	-----
Extended Jog	-----
Lope	-----
Leg Yield	
Lead Change	///
Back	← u u u
Marker	ⓑ
Sidepass	←-----→

[T/2-3]

Pattern Provided by:
Show management

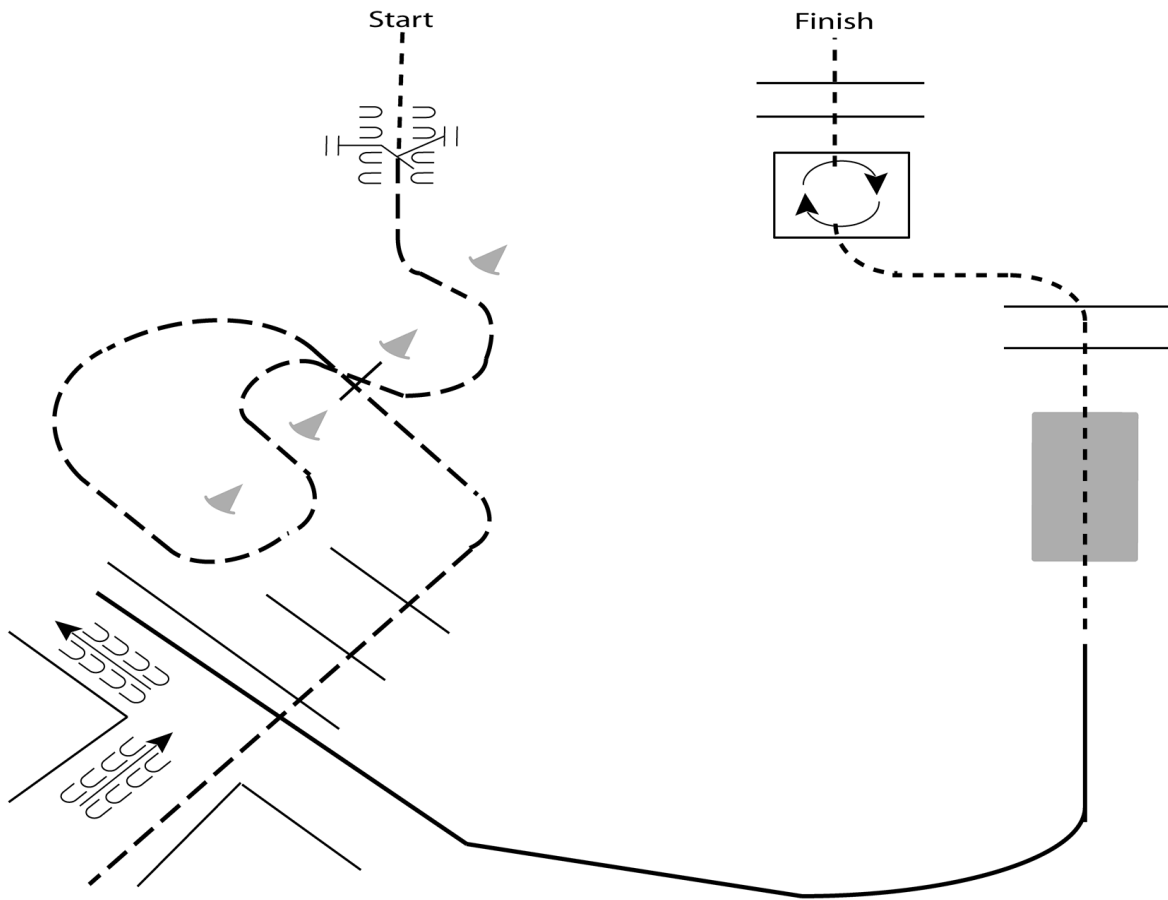
www.HorseShowPatterns.com

www.HorseShowPatterns.com

XIV. Czech Appalossa Show 2016

Trail (Green / 18 & under youth / 19 & over non pro novice)

Show Date: 16. - 17. July



1. Walk to and work gate.
2. Jog through cones and into chute.
3. Back the L.
4. Lope on the left lead to bridge.
5. Walk over bridge and elevated poles.
6. Walk into box and perform a 360 degree turn to the right.
7. Walk out of box and over elevated poles to finish.

Walk	-----
Jog	- - - - -
Extended Jog	- - - - -
Lope	—————
Leg Yield	
Lead Change	— / —
Back	← ← ← ← ←
Marker	Ⓚ
Sidepass	←-----→

[T/1-4]

Pattern Provided by:
Show management

www.HorseShowPatterns.com

www.HorseShowPatterns.com

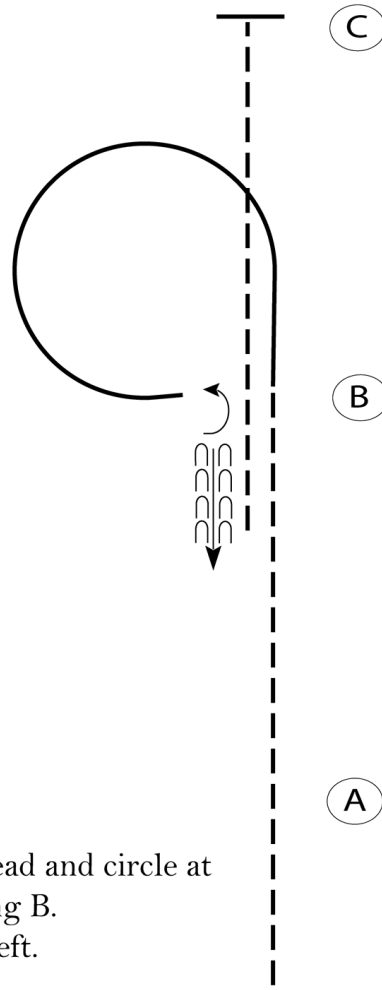
XIV. Czech Appalossa Show 2016

Bareback Horsemanship (1 & over non pro / All Breeds)

Show Date: 16. - 17. July

w w w . H o r s e S h o w P a t t e r n s . c o m

w w w . H o r s e S h o w P a t t e r n s . c o m



Begin before A at a jog.

1. Jog from A to B.
2. At B, lope on the left lead and circle at B as shown. Stop facing B.
3. Turn 1/4 turn to the left.
4. Back one horse length.
5. Jog to C. Stop at C.

Follow the instructions of your ring steward.

Walk	-----
Jog	-----
Extended Jog	-----
Lope	—————
Leg Yield	
Lead Change	—/—
Back	←←←←← ←←←←←
Marker	Ⓚ
Sidepass	←-----→

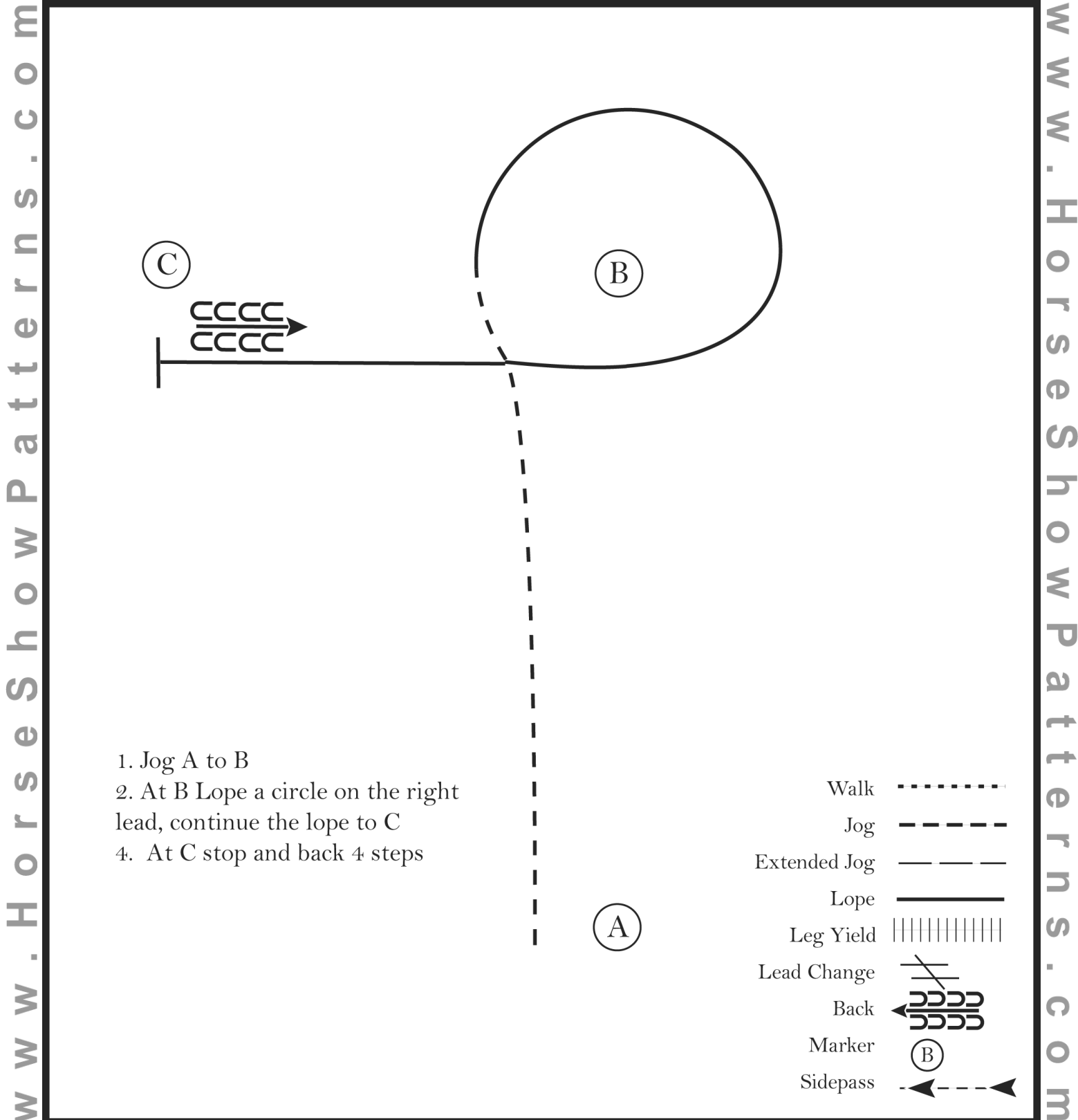
[WH/1-17]

Pattern Provided by:
Show management

XIV. Czech Appalossa Show 2016

Western Horsemanship (18 & under novice youth / Non pro novice)

Show Date: 16. - 17. July



1. Jog A to B
2. At B Lope a circle on the right lead, continue the lope to C
4. At C stop and back 4 steps

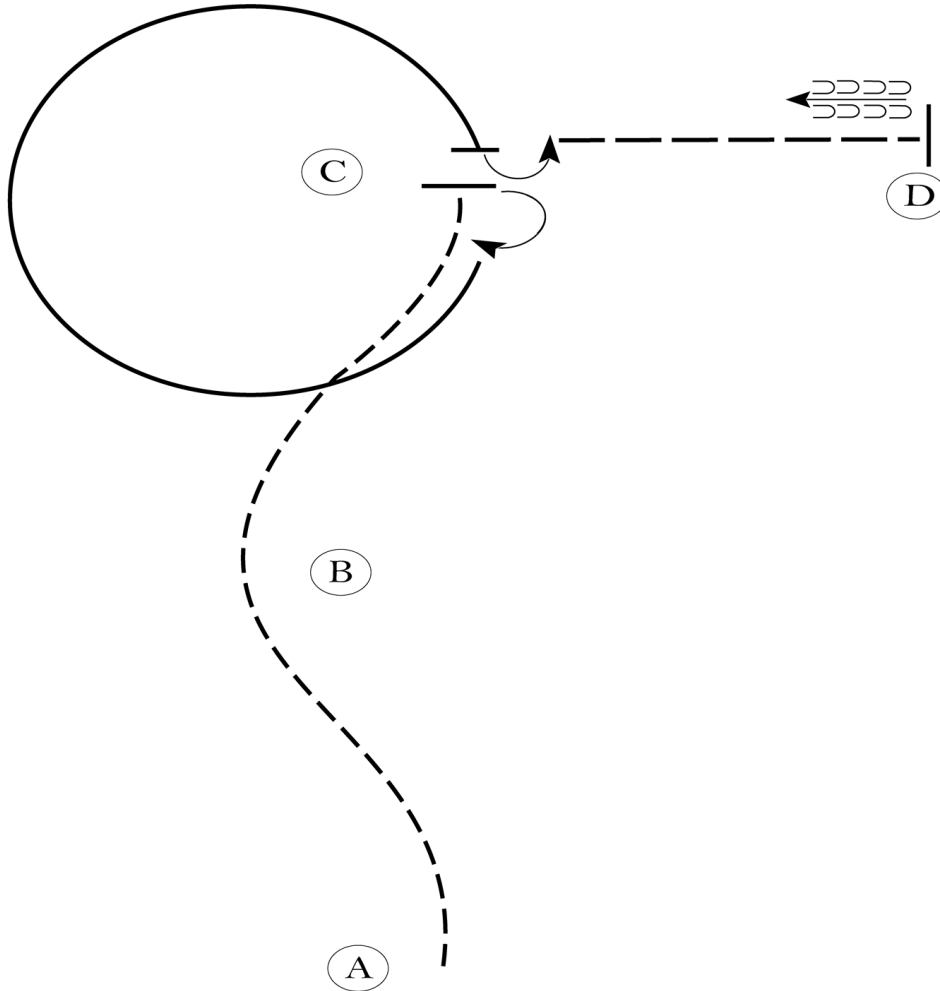
[WH/1-7]

Pattern Provided by:
Show management

XIV. Czech Appalossa Show 2016

Western Horsemanship (18 & under youth / 19 & over non pro)

Show Date: 16. - 17. July



1. Jog A to C.
2. Stop at C and perform a 180 degree turn to the right
3. Lope a circle around C on the right lead.
4. Stop at C and perform a 90 degree turn to the left.
5. Extended jog to D.
6. Stop at D and back approximately one horse length.

Follow the instructions of your ring steward.

Walk
Jog	-----
Extended Jog	- - - - -
Lope	—————
Lead Change	——— ———
Back	←——— ←———
Marker	ⓑ

[WH/1-1]

Pattern Provided by:
Show management

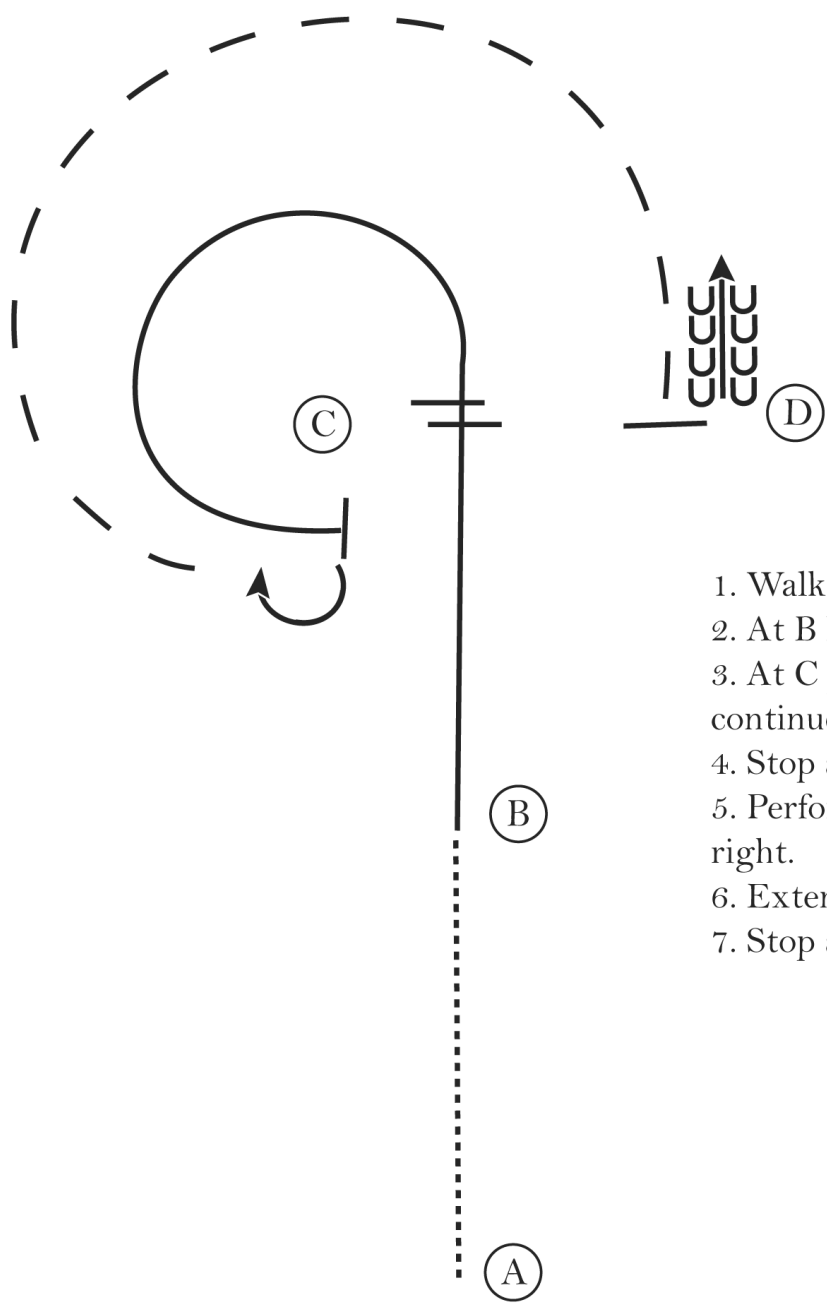
XIV. Czech Appalossa Show 2016

Western Horsemanship (All breeds)

Show Date: 16. - 17. July

w w w . H o r s e S h o w P a t t e r n s . c o m

w w w . H o r s e S h o w P a t t e r n s . c o m



1. Walk A to B.
2. At B lope on the right lead to C.
3. At C perform a lead change and continue on the left lead around C.
4. Stop at C.
5. Perform a 180 degree turn to the right.
6. Extend the jog around C.
7. Stop at D and back 4 steps.

Walk
Jog	- - - - -
Extended Jog	- - - - -
Lope	—————
Leg Yield	
Lead Change	↘
Back	←←←←←
Marker	(B)
Sidepass	←←←←←

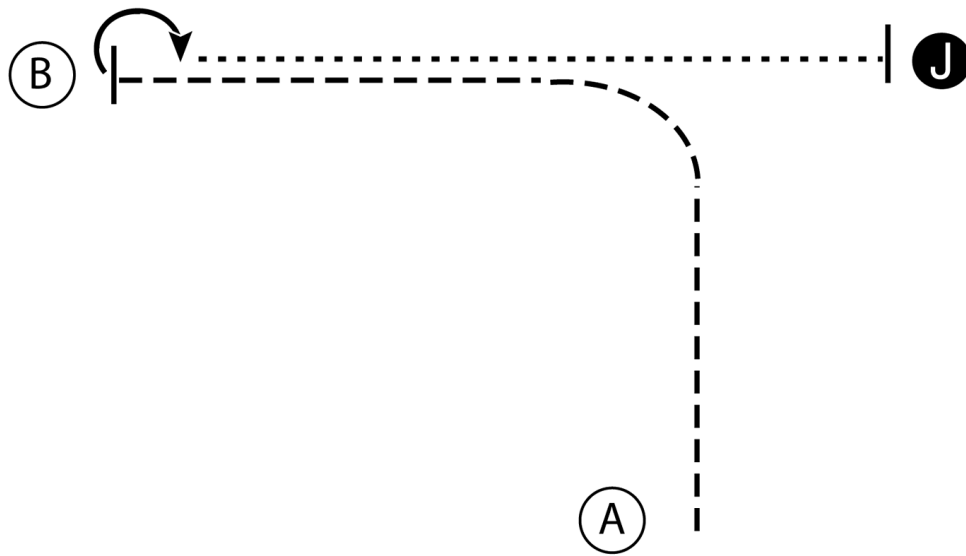
[WH/2-1]

Pattern Provided by:
Show management

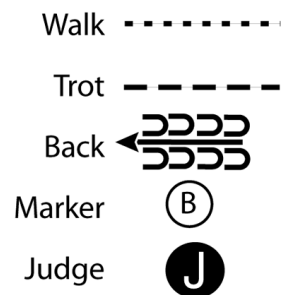
XIV. Czech Appalossa Show 2016

W. Showmanship (18 & under Youth Novice / Non Pro Novice)

Show Date: 16. - 17. July



1. Trot from A to B.
2. Stop and perform a 180 degree turn.
3. Walk to Judge and set up for inspection.
4. When dismissed follow instructions of ring steward.



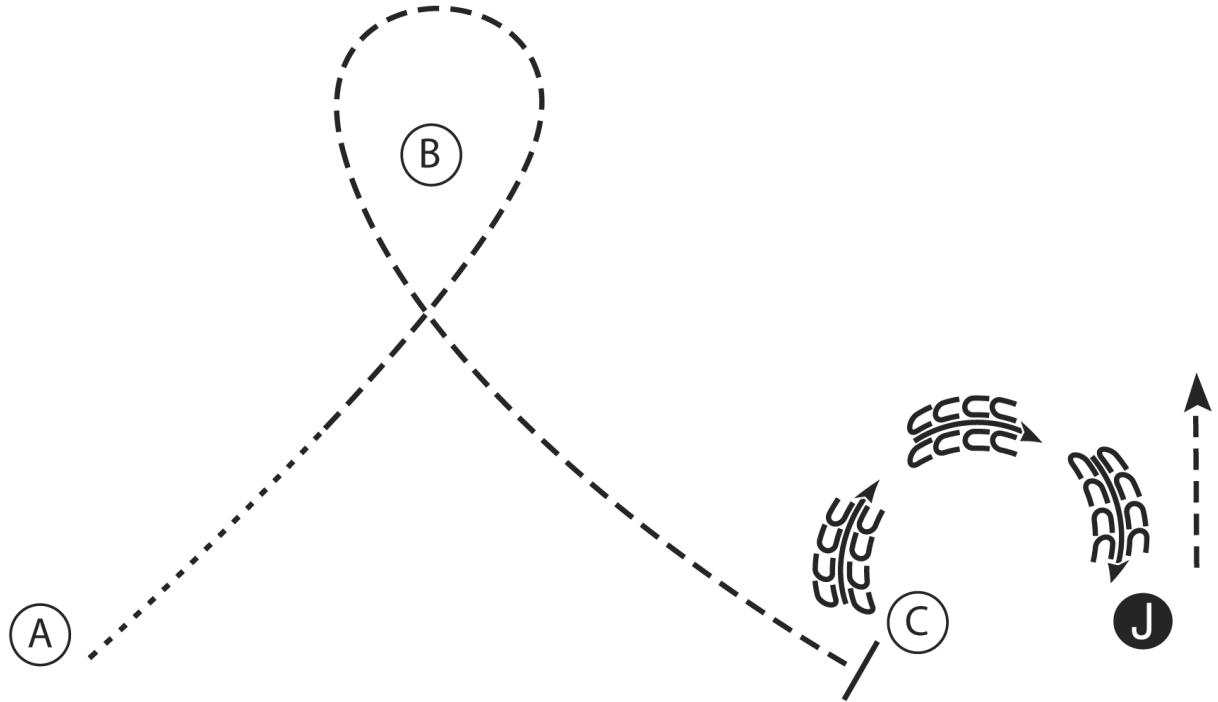
[S/1-11]

Pattern Provided by:
Show management

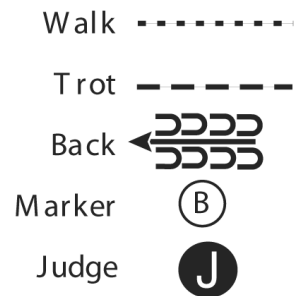
XIV. Czech Appalossa Show 2016

W. Showmanship (All Breeds)

Show Date: 16. - 17. July



1. Walk halfway from A to B
2. Trot to and around B and continue to C
3. Stop at C and back in a half circle to the judge
4. Stop and set up for inspection
5. When dismissed trot straight away from the judge



[S/2-2]

Pattern Provided by:
Show management

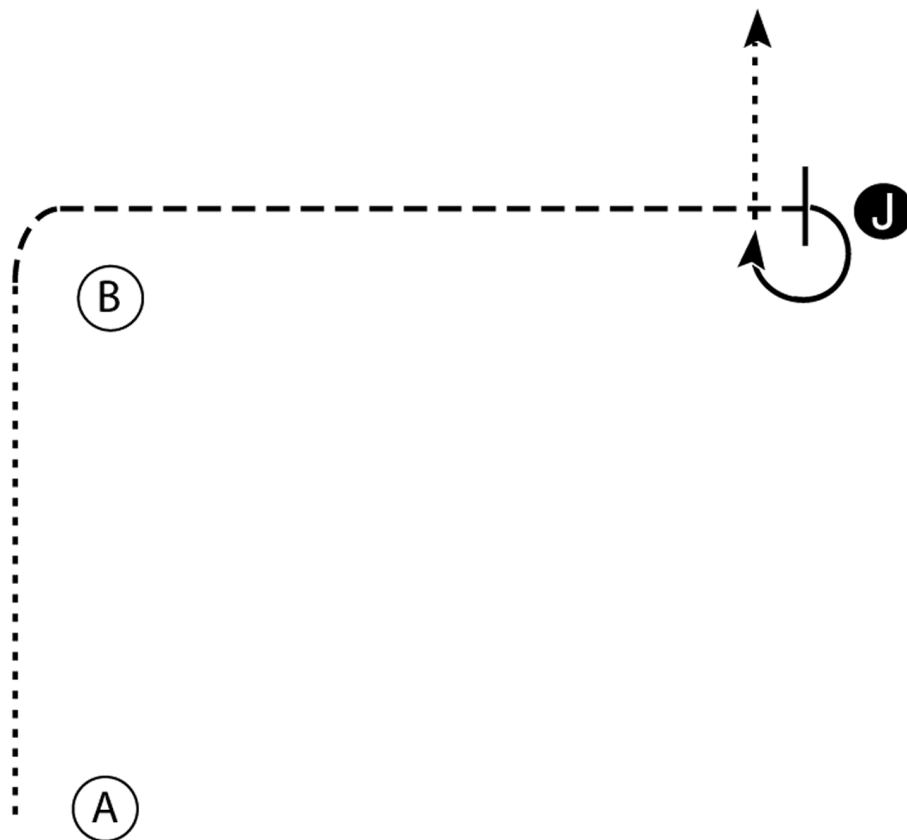
XIV. Czech Appalossa Show 2016

W. Showmanship (Youth 10 & under)


Show Date: 16. - 17. July

w w w . H o r s e S h o w P a t t e r n s . c o m

w w w . H o r s e S h o w P a t t e r n s . c o m



1. Walk from A to B.
2. Trot from B to the Judge.
3. Stop and set up for inspection.
4. When dismissed perform a 270 degree turn and walk straight away from the Judge.

Walk
Trot - - - - -
Back ← 
Marker (B)
Judge (J)

[SWT-2]

Pattern Provided by:
Show management